

K. 1. 1. 1.

# *The Dancing Master :*

Or, plain and easie Rules for the Dancing of Country Danices, with the Tune to each Dance,  
to be playd on the Treble Violin.

The second Edition, Enlarged and Corrected from many grosse Errors which were in the former Edition.



London, Printed for *John Playford* at his shop in the Inner Temple near the Church Door. 1652.

**T**He Art of Dancing called by the Ancient Greeks Orchestice, and Orchestis, is a commendable and rare Quality fit for young Gentlemen, if opportunely and civilly used. And Plato, that famous Philosopher thought it meet, that young Ingenious Children be taught to Dance. It is a Quality that has been formerly honoured in the Courts of Princes, when performed by the most Noble Heroes of the Times | The Gentlemen of the Innes of Court, whose sweet and ayry Activity has crowned their Grand Solemnities with admiration to all Spectators. This Art has been anciently handled by Athenæus, Julius Pollux, Cælius Rhodiginus, and others, and much commend it to be Excellent for Recreation, after more serious Studies, making the body active and strong, gracefull in deportment, and a quality very much befitting a Gentleman. Yet all this should not have been an Incitement to me for Publication of this work (knowing these Times, and the Nature of it do not agree,) But that there was then a false and surreptitious Copy at the Printing Presse, which if it had been published, would have been a disparagement to the Quality, and the Professors thereof, and a hinderance to the Learner: Therefore for prevention of all such having at that time an Excellent Copy by me, and the assistance of a knowing Friend; I did venture this ensuing work to the publick view, and gentle censure of all ingenious Gentlemen, lovers of this Quality; whose favourable acceptance, has moved me to a second Edition, in which I have endeavour'd to expunge those many gross Errors, which were by oversight committed in the former. Craving your favourable acceptance, I rest ever,

Your servant to command,



A TABLE of the Dances contained in this Booke.

<b>A</b> ll in a Garden green. p.1	Cuckolds all a Row. 19	Health to Betty. 37	Lord of Carnarvans Jegg. p.55	New Boe peep. 74	Saturday night and Sunday morn. 94
Adsons Saraband. 2	Chestnut, or Doves Figary. 20	HAVE at thy Coat old woman. 38	Lady Cullen. 56	Old Mole. 75	Stains Morris. 95
All a Mode de France. 3	Daphne. 21	Halfe Hannikin. 39	London Gentlewoman, Or the Hemp-Dresser. 57	Once I lov'd a Maiden fair. 76	Scotch Cap. 96
Ay me, or the Simphony. 4	Drive the cold winter away. 22	Hearts Ease. 40	Lavena. 58	Parsons farewell. 77	Step Stately. 97
Argeers. 5	Dissembling Love. 23	Health. 41	Lady lye near me. 59	Picking of sticks. 78	Solomons Jegg. 98
An old man in a bed full of bones. 6	Dargason, or Sedany. 24	Hoskley in the Hole. 42	Lulle me beyond thee 60	Peppers Black. 79	Shepheards Holyday. 99
Blew Cap. 7	Dull Sir John. 25	Hide Parke. 43	Mage on a Cree. 61	Petticoat wag. 80	Slip. 100
Boat-man. 8	Fine Companion. 26	If all the World were Paper. 44	Millisons Jegg. 62	Pauls Steeple. 81	Tom Tinker 101
Begger Boy. 9	Fain I would. 27	Irish Trot. 45	Merry Milk Maids. 63	Punks Delight. 82	Tutch and take. 102
Bobbing Joe. 10	Fryar and the Nun. 28	Irish Lady, or Anniseed Robin. 46	Mill-field. 64	Parson upon Dorothy. 83	Trenchmore. 103
Bath. 11	Grimstock. 29	Jog on. 47	Mayd peept out at the window. 65	Pauls wharfe. 84	Upon a Summers Day. 104
Bredme. 12	Greenwood. 30	Jack Pudding. 48	Mayden Lane. 66	Rose is white and Rose is red. 85	Up Tails all. 105
Confesse. 13	Gun. 31	Jack a Lent. 49	Milk-Mayds Bobb. 67	Row well ye Marriners. 86	Whisb. 106
Chirping of the Larke. 14	Goddeses. 32	Jenny pluck Pears. 50	Mundesse. 68	Stingo, or the Oyle of Barley. 87	Whirligig. 107
Cast a Bell. 15	Grayes Inne Mask. 33	I loved thee once, I love no more. 51	Night Peece. 69	Saraband. 88	Woodcock. 108
Chirping of the Nightingale. 16	Gathering Peascods. 34	Kemps Jegg. 52	New Exchange. 70	Spanish Jeepsie. 89	Under and over. 109
Cherry and merrily. 17	Glory of the West. 35	Kettle Drum. 53	None such. 71	Skellamesago. 90	winif: or open the door to three. 110
Country Cull. 18	Hit and misse. 36	Lady Speller. 54	Newcastle. 72	Spanyard. 91	Mr. webs Fancy. 111
			New New Nothing. 73	Souldiers life. 92	The Silver Faulken. 112
				Saint Martins. 93	

**A T A B L E** Explaining the Characters which are set down in the Dances.

*A Double is four steps forward or back, closing both feet.*

*A Single is two steps, closing both feet.*


*Set and turn single, is a single to one hand, and a single to the other, and turn single.*

D.	Is for a Double.
S.	Is for a Single.
Wo.	Stands for woman.
We.	Stands for women.
Cu.	Stands for Couple.
Co.	Stands for Contrary.
2.	Stands for second.
3.	Stands for third.
4.	Stands for fourth.
⋮	Stands for a strain playd once.
⋮	Stands for a strain playd twice.
⋮	Stands for a strain playd thrice, &c.
These Characters Express the Figure of the Dance.	
☾	This stands for the Men.
○	This for the women.

(1)

All in a Garden green

Longways for six



Lead up all a D. forwards and back, set and turn S. ☾ That again ⋮

First man shake his own Wo. by the hand, then the 2. then the 3. by one hand, then by the other, kisse her twice and turn her ☾ Shake her by the hand, then the 2. then your own by one hand, then by the other; kisse her twice and turn her ⋮

Sides all, set and turn S. ☾ That again ⋮

This as before, the We. doing it ⋮

Arms all, set and turn S. ☾ That again ⋮

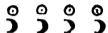
This as before, the man doing it ⋮

B



Aye me, Or the Simphony

(4) Longmayes for eight



Lead up all a D. forward and back, back men, back We. turn S. All that again.

First Cu. and last cast off and fall into the 2 and 3. place, change with your own, go on the outside into the first and last place again, then crossing over, go on the outside into the 2. and 3. place, and in doing it the men take the other men by the hands, and turn them about into the first and last place, We. doing the like with the We. the other four as much.

Sides all into each others places, back men, back We. turn S. This again.

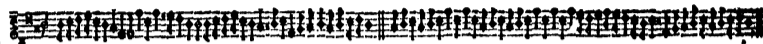
The first Cu. open, the 2. close, the 3. open, the 4. close, all at once, the first Cu. fall back into the 2. place, whilst the 3. fall back into the 4. the 2. slipping up into the first, and the 4. into the 3. place, thus back again into your own places: Face downward, and all this again.

Armes as you sided.

First Cu. and last meet, go through, change places with your own, the first man take the 4. by the left with his right, and turning off to the left, change places with him, and stay in the 2. and 3. place, change with your own whilst the We. do the like. The other four as much.

Argeers

(5) For foure



Meet all, take each others Wo. by both hands, two slips to the left, and two to the right, change places, turn your own once and a half. Meet again, turn each others Wo. to your places, turn your own.

Men change places, We. change places, set and turn S. We. change places, men change places, set and turn S.

Lead each others Wo. to the left hand, fall a D. back, and turn your own. Back, all meet again, set and turn S.

Men go to the right hand, and back again, the We. going to the left, turn each others We. We. meet and back, men go the S. Hey, and to your places.

Put each others Wo. back by both hands, slip to the right hand; fall down on the contrary side, set and turn S. slip between each other to your places, put them backward and forward by both hands, set and turn S.

One man cast off with the Co. Wo. the other following then they cast off the other way, the other following, to your places. Then halfe the S. Hey, turn your own, fall all a brest to the presence.

(6)

An Old man is a Bed full of bones

Longways for as many as will



Lead up all a D. forward and back, set and turn S. That again

First man lead down his Wo. between the rest a D. forward and back, then lead her to the lower end, and turn her and leave her. Bring up the last Wo. in the same maner. Then the last man do the like, and fetch his own

Sides all, set and turn S. That again

This as before, only crossing both hands in the middle

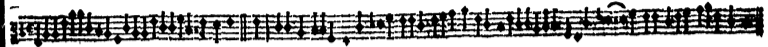
Arms all, set and turn S. That again

This as before, holding your Wo. by one hand, and let her turn under your arm, and kisse her

(7)

Blew Cap

Longways for six



Lead up a D. forwards and back That again

First man set to his own, the last man set to his own, the 2. man salute his own and turn her. That again, the last man beginning

Sides all That again

First man set to his Wo. the 2. as much, third man salute his own and turn her. That again, last man beginning

Arms all That again

First man and last Wo. change places, first Wo. and last man change, middle man salute, and turn his own. All this again, to your places

## Boat-man

Longways for six

(8)



Lead up a D. forwards and back, set and turn single . That First Cu. and 2. man the S. Hey, while the other three do the like, come to your places, and turn your own . All that again, the 2. Cu. changing their ends .

Sides all, set and turn S. . That again .

The 2. man and first Cu. hands and go halfe round, while the other do the like, fall all back, then turn your own . That again, the 2. Cu. changing their ends .

Arms all, set and turn S. . That again .

First and last man and 2 Wo. hands and go round, the 2. man turn his own Wo. . First and last Wo. and 2. man hands and go round, the 2. man turn his Wo. .

## The Begger Boy

Longways for six

(9)



Lead up all forwards and back . That First and last on each side to the wall, while the 2. Cu. meet, back all to your places, men hands and go halfe round, We. doing the like . All that again .

Sides all . That again .

First and last meet and change places, while the 2. Cu. goes back and meet; first four hands and go round, while the other set and turn S. . All this again .


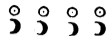
Arms all . That again .

Back all a D, meet again halfe the S. Hey . That again .



## Bobbing Joe

Longways for as many as will



Lead up forwards and back . That again .:

Set and turn S. . That again .:

First Cu. slip down between the 2. they slipping up . Then they slippe down . Hands and goe round .:

The first two men snap their fingers, and change places . Your We. as much .: Do these two changes to the last the rest following.

Sides all . That again .:

Set and turn S. . That again .:

First two on each side , hands and go back , meet a-gain . Cast off and come to your places .:

First four change places with your own . Hands and go halfe round .: These changes to the last.

Arms all . That again .:

Set and turn single . That again .:

Men back a D. meet again . We. as much .:

First Cu. change with the 2. on the same side . Then change with your own .: These changes to the last.

## The Bath

Longways for as many as will



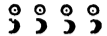
Lead up all forwards and back, set and turn S. . That again .: First Cu. back a D. slip into the 2. place on the out side, hands all four, and go round, do thus to the last.

Sides all, set and turn S. . That again .: The first four meet and crosse over, go halfe round to the right hand into each others places .: Do thus to the last.

Arms all, set and turn single . That again .: The two first men meet and change places, the We. as much, the 2. slip down, and the first up, then the first down, and the 2. up .: Do thus to the last, the rest following in order.

Broome ∴ The bonny bonny Broome

For eight




Lead up all a D. letwards and back, the first foure cast off and come to your places, the last foure doe the like ∴  
Lead down and as much ∴ First and 3. Cu. meet and go back, hands and go round ∴ The other foure as  
much ∴ ∴

Slides all, set and turn S. ∴ That again ∴ The two first men hands and change places, and the last two men change  
We. doing the same, set and turn S. ∴ All that again ∴ ∴

Arms all, set and turn S. ∴ That again ∴ The 2. and 3. on each side lead to each wall, while the first Cu. lead  
up, and the last lead down: change hands and meet; hands all and halfe round ∴ All that again ∴ ∴

Confesse

Longwayes for six



Meet all a D. back again ∴ That  
again ∴

Men go between the We. on your left hand, leading them from the other,  
change hands, meet again, turn them you meet ∴ Lead your own Wo. from  
each other, meet again, turn them as you meet ∴

Go all crosse the Roome to the left  
hand ∴ Back again ∴

One man go forwards alone, take one Wo. with one hand, then the other  
hands all four, and go round ∴ The other man as much ∴

Go all crosse the Room to the right  
hand ∴ Back again ∴

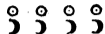
The two We. at each end lead to each wall, while one man go up and the o-  
ther down, the four We. meet hands and go round, men turning S. ∴ Go  
all as before, men hands and go round, We. turning single ∴

Meet all as at the first ∴

The men lead the We. at one end to the wall and back, while the other We.  
go up on the out side, and come each under the others arms, and turn each o-  
ther, men turning each a Wo. As much with the other We. ∴

The Chirping of the Larke

Longways for eights



Lead up all a D. forwards and back. That  
again. See and turn S. That again.

First man sides with his own Wo. Sides  
with the Co. Turn the third Wo. Bring up the left.

Lead up as at the first time. As the first time.

This as the 2. time. As the 2. time.

Lead up as the first time. As the first time.

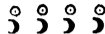
This as the 2. time. As the 2. time.

Lead up as the first time. As the first time.

This as the 2. time. As the 2. time.

Cast a Bell

Longways for as many as will




Lead up all a D. forwards and back, set and turn S.  
That again. First Cu. change places, set and turn S. First man  
lead your own, and the 2. Wo. forwards and back, bring  
the 2. Wo. under your arms, leave her, and turn your  
own. Do thus to the last, the rest following, and do-  
ing the like.

Sides all, set and turn S. That again. First Cu. change places, set and turn S. First Cu.  
meet the 2. Cu. lead each others Wo. to each wall, meet  
your own and turn them. Do thus to the last, the rest  
following.

Arms all, set and turn S. That again. First Cu. take both hands, slip down between the 2. Cu.  
crosse and turn each one of them with your right hands,  
fall to your own side in the 2. place. Do thus to the  
last, the rest following.

## Chirping of the Nightingale

Round for as many as will



Take hands and 2. D. round . Back again . First man lead his We. a D. forwards to the man on your right hand, let go your Wo. and the man with your left hand, she going back, then go back your selfe, they two leading to you, and turn all three single .

Then you three take hands and go round . This as before .  
Back again .

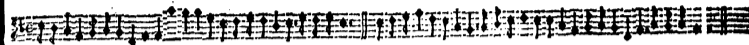
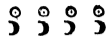
Then lead a D. forward, and back to the Wo. . This as before .  
That again .

Then you three hands and go round . Back a- This as before .  
gain .

Do thus to all the rest, they following and doing the like.

## Cherrily and merrily

Longways for eight



Lead up all a D. forwards and back . That again . Set and turn S. . That again .

The 2. man and 3. Wo. change places, the 3. man and 1. Wo. change . The first four and last four hands and go round . Then change as before, and hands round as before .

Sides all . That again . Set and turn single . That again .

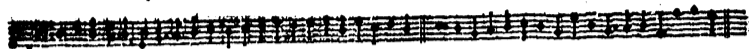
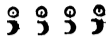
First and last Cu. meet your own, while the other four go back, first and last Cr. meet, while the 2. slip up, and the 3. down . First and last Cu. hands and go round, while the other turn their own . Then do the same again .

Armes all . That again . Set and turn S. . That again .

Men hands and go round . We. as much . Men the S. Hey, while the We. do as much .

The Country Coll.

Longways for as many as will



Lead up all forwards and back . That again . Set and turn S. . That again .

First four meet your own, change places with them . First man change with the 2. Wo. first Wo. change with the 2. man . As before . Do this change to all.

Sides all . That again . Set and turn S. . That again .


First Cu. fall into the 2. place, change places with your own . Then turn each the 2. change with your own again . As before . Do this to the last.

Arms all . That again . Set and turn S. . That again .

First four go back from your own, meet again, take both hands . First man put his Wo. back, the other going Co. all into each others places . As before . Do this change to all.

Cuckolds all a row


For four

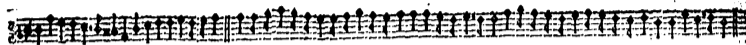


Meet all forwards and back . That again . Turn back to back to the Co. We. faces again, go about the Co. We. not turning your faces . Turn back to back to your own, faces again, go about your own not turning faces .

Sides all with your own . Sides with the Co. . Men change places, We. change places, hands all, go round . We. change places, men change places, hands all and go round, to your places .

Arms all with your own . Arms with the Co. . Men put the Co. We. back by both hands, fall even on the Co. side, men cast off to the right hand, your We. following, come to the same place again . put them back again, fall on your own side, men cast off to the left hand, and come to your places, the We. following .

(20)  
 Chestnut (or Doves Figary) Longways for six 



Lead up all a D. and back  $\dot{\text{c}}$  That again  $\dot{\text{c}}$  Men fall back, and We. at the same time, change places each with his own, men hands round, to your places, and We. at the same time, men being on the We. side, and We. on the mens side  $\dot{\text{c}}$  Back again to your places  $\dot{\text{c}}$

---

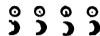
Arms all  $\dot{\text{c}}$  That again  $\dot{\text{c}}$  Fall back and change places as before, men the Hey, and We. at the same time, the first Cu. staying in the last place  $\dot{\text{c}}$  This back again  $\dot{\text{c}}$

---

Sides all  $\dot{\text{c}}$  That again  $\dot{\text{c}}$  Fall back and change places as before, the first man lead down his Wo. the rest following him, stay in the last place  $\dot{\text{c}}$  This back again, but cast off instead of leading between the rest  $\dot{\text{c}}$

Daphne

(21)  
 Longways for eight



Lead up all a D. forwards and back  $\dot{\text{c}}$  That again  $\dot{\text{c}}$  First man put back his Wo. by both hands down between the rest  $\dot{\text{c}}$  That back again  $\dot{\text{c}}$  First Cu. crosse over, fall into the 2. place, crosse again, fall into the third place, crosse again, fall to the lower end  $\dot{\text{c}}$  All this back again  $\dot{\text{c}}$

---

Sides all  $\dot{\text{c}}$  That again  $\dot{\text{c}}$  As before  $\dot{\text{c}}$  As before  $\dot{\text{c}}$

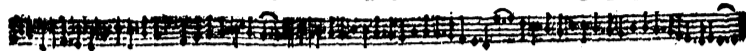
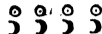
---

Arms all  $\dot{\text{c}}$  That again  $\dot{\text{c}}$  As before  $\dot{\text{c}}$  As before  $\dot{\text{c}}$

(22)

Drive the cold Winter away

Longways for as many as will



Lead up all forwards and back .: That a-  
gain .:

First man back a D. then go down between the rest, and turn the last Wo. but one, then turn the last, and stay there while the other men go between the 2. and the third We. and go toward the left hand, and fall down to the first man .: First man back, then go up between the rest, turn the second Wo. then the first, while the men go between the two last We. turn towards the right hand, and go up to your places .:

Sides all .: That again .:

This as before, the We. doing it .:

Arms all .: That again .:

As at the first .:

(23)

Dissembling Love

Longways for six



Lead up forward and back .: That a-  
gain .:

First Cu. crosse over, and fall into the 2. place, crosse again and fall in-  
to the last place .: Every Cu. do thus .:

Sides all .: That again .:


Halfe the single Hey on each side, set and turn S. .: All do this  
change .:

Arms All .: That again .:

Men hands and go halfe round, Women as much .: All do this  
change .:

Dargason, or Sedany

For as many as will standing thus



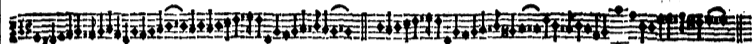
First man and Wo. sides once, set and turn S. • Passe forward each to the next sides, set and turn S. • As much to the next • And so forward and back till you come to your places where you began.

Arms all as you sided, till you come to your own places.

The single Hey all handing as you passe till you come to your places.

Dull Sir John

A Square Dance for eight thus,



The first Cu. lead in and cast off to your places, the man going between the 2. Cu. and the Wo. between the 4. 2. & 3. Cu. as much • The 2. as much, and the 4. as much •

The first and 3. man change places a crosse, their We. as much, hands all four either round or a crosse, and go round to your places • The 2. and 4. Cu. as much • And fall the last four the men behind the Wo. •

The 4. and 2. men standing behind their We. the first Cu. passe into the 3. place, the man going between the 2. Cu. and the Wo. between the 4. whilst the 3. Cu. lead right over and fall into the first place, this back again to your places, the first C. doing as the 3. did, and the third as the first, the 4. as much •

Then the first and 3. Cu. the S. Hey twice to your places, the We. who stand before their men leading it • The other four as much •

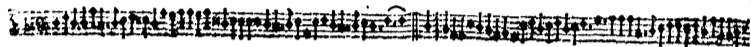
Men cast off, and going on the out side your own We. fall into each others places, We. as much, men as much, again We. as much •

First and 3. Cu. meet, go about each other, We. back to back, not turning your faces, give right hands in the Co. Wo. and left hands to your own, and so stay in your own places as at first, the other four doing the like •



## The fine Companion

Round for eight



Hands all and meet a D. back again, set and turn S.  $\therefore$   
That again  $\therefore$

Men meet and go back again, We. as much, men meet  
hands and go round  $\therefore$  We. meet and go back, men  
as much, We. hands and go round  $\therefore$

Sides all, set and turn S.  $\therefore$  That again  $\therefore$

The two Cu. against each other meet and back, the  
other four as much. The first four hands and go  
round  $\therefore$  That again, the last four beginning  $\therefore$

Arms all, set and turn S.  $\therefore$  That again  $\therefore$

Men meet turn back to back, the We. go round about,  
the men to their places  $\therefore$  We. meet, turn back to  
back, men go about the We.  $\therefore$

## Faine I would,

A Square Dance for eight thus,



Lead all out, lead all in again, 1. man and 4. Wo. the 1. Wo.  
and 2. man change places by both hands, the other four do-  
ing the like, then the 1. man and 1. Wo. the 2. and 4. Wo.  
change by both hands, the other four doing the like  $\therefore$  then  
each man hand with the Wo. on his left hand, lead out and  
in as before, changing places, back again as before  $\therefore$

The 1. and 3. Cu. meet, the 2. and 4. falling back, the 1. and 3. Cu. fall  
back, four a breast, the 2. man and 4. Wo. with the 1. Cu. the 4. man and  
2. Wo. with the 3. the 1. man and 3. Wo. the 3. man and 1. Wo. arms  
and fall into the 4. and 2. places, whilst the 2. man and 4. Wo. the 4.  
man and 2. Wo. arms behind, and fall into the 2. and 3. places  $\therefore$   
The other as much  $\therefore$  As in Oxford

Sides and change places as be-  
fore  $\therefore$  Sides again, and change  
places, back again  $\therefore$

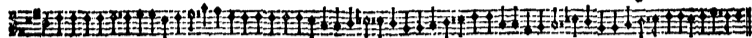
The 1. and 3. Cu. cast off, and come into your places all again, the 4. Wo. following the 1. man,  
the 2. man the 1. Wo. the 2. Wo. the 3. man, the 4. man the 3. Wo. the uppermost and lowermost  
four, hands round, to your places  $\therefore$  The 2. and 4. Cu. cast off, and the other follow, to your  
places, four and four of each side, hands round, to your places.

Arms and change as you side-  
ed  $\therefore$  That again, to your  
places  $\therefore$

The 1. and 3. Cu. meet, turn back to back, the other four hands about them, and go round to  
the right, and fall into each others places, the 2. man and 4. Wo. into the 1. place, the 4. man and  
2. Wo. into the 3. place, the 1. man and 3. Wo. into the 4. place, the 3. man and 1. Wo. into the  
2. place  $\therefore$  The other four as much  $\therefore$

## The Fryar and the Nun

Longways for as many as will



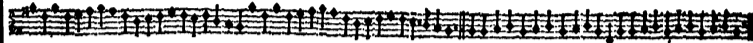
Lead up men a D. turn round, We. go up a D. and turn single: We. go down a D. and turn single, men down and turn S. ∴

The two uppermost men fall back and turn S. We. as much, changing over with your own, men change, We. change at the same time, then each change places with his own ∴ Do thus to all, the rest following ∴

First and 2. man change places by both hands, We. as much, men and We. meet side ways, turn all S. hand and go halfe round, turn S. hands a crosse and go halfe round, turn S. ∴

## Grimstock

Longways for six



Lead up all a D. forwards and back, set and turn S. ∴ That again ∴

Sides all, set and turn S. ∴ That again ∴

Arms all, set and turn single ∴ That again ∴

First Cu. go down between the 2. the third come up between the first ∴ This forwards and back, to your places ∴

First Cu. go down under the 2. Cupples arms, the third come up under the first ∴ This forwards and back, to your places ∴

First Cu. change places, and go down the S. Hey ∴ And come up the S. Hey on her own side ∴

## Greenwood

(30)

For six



Meet all back again, set and turn S. ◦ Lead from each other, change hands, meet again, set and turn S. ◦

The middle Co. sides, while the two men side with each other, and the two We. sides, set all and turn S. ◦ Men sides with the We. on the left hands, set and turn S. ◦ As much with the We. on their right hands, set and turn S. ◦

Meet all as at first ◦ Arms all as you sided ◦

Meet all as at the first ◦ Each three as you stand, hands and go round, set and turn S. ◦ The middle man take the two on his left hand and go round, while the other do the like, set and turn S. ◦ As much with the two on the right hand, the other doing the like ◦

Meet all as at first ◦ Then the S. Hey all as ye handed round ◦

Meet all as at the first ◦ Men hands and go round, set and turn S. ◦ We. as much ◦

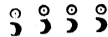
Meet all as at the first ◦ Men the S. Hey ◦ We. as much ◦

Meet all as at the first ◦

## The Gun

(31)

Longways for as many as will



Lead up all 2 D. forwards and back, set and turn S. ◦ That again ◦

First four go back from your own, meet again, first man and second Wo. change places, first Wo. and second man change, then change both with your own ◦ As much with the next, and so to all.

Sides all, set and turn S. ◦ That again ◦

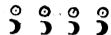
First four hands and go round, first Gu. meet, slip down between the second, turn S. Do thus to the last, the rest following.

Arms all, set and turn S. ◦ That again ◦

First two men hands and change places, We. as much, take right hands a crosse and go round ◦ Do thus to the last, the rest following.

Goddeſſes

Longwayes for as many as will



Lead up all a D. forward and back . That again : Cast off, meet below . Cast off below, meet above :

Men go down on the outſides of the We. . Back again : This as before :

We. as much : This as before :

Men go quite round about the We. . This as before :

We. as much : This as before :

Men take hands and go round . Back again : This as before :

We. as much : This as before :

Take all hands and go halfe round, back again : This as before :

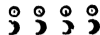
Men the S. Hey : This as before :

We as much : This as before :

Then D. Hey : This as before :

Grayes Inne Maske

Longwayes for eight



Lead up all forwards and back, ſet and turn S. . That All a D. to the left hand . Back all . Change places again : Back again :

Sides all, ſet and turn S. . That again : As before : As before :

Arms all, ſet and turn S. . That again : As before : As before :



Honor all, ſalute Turn your own . Then Men the S. Hey . We. as much : change places :

As before . As before : As before :

As before . As before : As before :

Gathering Peascods

Round for as many as will



Go all two Dables round, Men hands, and go round in Men meet and clap hands, We. as much, while the  
 turn S. That back again the inside, and come to your men go back, men meet again and turn S. We  
 : : places We. as much : : meet, men meet, while the We. go back, We. meet  
 : : again and turn S. : :  
 Sides, turn S. That a As before, the We. going first As before the We. meeting first :  
 gain : : : :  
 Arms all, turn S. That Men hands as at the first. Men meet as at the first time :  
 again : : : :

The Glory of the West

For four

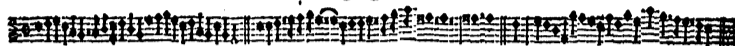


Meet a D. fall back, open and close Back men, We. turn S. back We. men turn S. men crosse over, We. crosse  
 all back a D. meet, open and close : : over, hands round and go halfe to your places.  
 Sides with the Co. We. set to them Men turn off to the left hand, and fall behind your We. back to back, turn  
 Sides with your own Wo. set to her back again to your places, We. as much, change places round till you come  
 : : to your own places, then take right hands a crosse, and go round to your  
 : : places : :  
 Arms as you sided : : Men meet, We. meet, and give right hands a crosse, men go under their arms  
 : : to your own places, men hands a crosse, and We. go under as the men did,  
 : : men right hands to the Co. We. then left hands to their own, and fall into  
 : : the contrary places, hand in a ring and go halfe round to your places, fal-  
 : : ling all a brest to the presence : :

Hit and miss

For foure

(36)



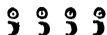
Meet all a D. back again . That  
again .: Meet all again, lead each others Wo-  
man a D. to the left hand . Change  
hands, meet again, take your own  
Wc. and to your places .: The single Hey all four .:

Sides all .	That again .:	As before .:	As before .:
Arms all .	That again .:	As before .:	As before .:

A Health to Betty

Longways for as many as will

(37)



Lead up all a D. forwards and back, set and turn S. .: That again .: First Cu. sides, turn her once and a halfe  
about .: Sides each with the 2. and turn them .: Do thus to the last, the rest following and doing the like.  
Sides all, set and turn S. .: That again .: First Cu. meet a D. back again, fall into the 2. place and turn your  
own .: Do this change to the last, the rest following.  
Arms all, set and turn S. .: That again .: First Cu. go a D. back, meet again, take both hands, slip down be-  
tween the 2. turn S. .: Do thus to the last, the rest following.

E

Have at thy Coat old Woman Longways for as many as will ♪ ♪ ♪ ♪




Lead up forwards and back, set and turn single. That again. First C. u. lead a D. forwards and back to the 2. cross and turn each the 2. then turn your own in the 2. place. Do this change to the left, the rest following and doing the like.

Sides all, set and turn S. That again. First C. u. cross over, and go each behind the 2. and Peep three times, then turn your own in the 2. place. Do this change to the left, the rest following.

Arms all, set and turn S. That again. First C. u. cross over, and go between the 2. then cross over again like the Figure of eight, falling into the 2. place. Do this to the left, the rest following.

Halse Hannikin Longways for as many as will ♪ ♪ ♪ ♪



Lead up all a D. forwards and back. That again. Sides all. Turn your own. First man stand alone, and the left Wo. stand alone, the rest of the men take all the next Wo.

Lead up all as before.

Sides all. Turn your Wo. First man take the 2. man with his left hand, left Wo. taking the next Wo. with her right hand.

Lead up as before.

Sides all. Turn your Wo. Then the 2. man stand alone, the first taking the third man, the left Wo. take the next. Change thus every time till you come to your own places.

Hearts Ease

For foure

(40)  




Meet all a D. fall back a D. That again :  
 Men fall back from your We. meet again and turn Co. once round with their right hand : All fall back from the Co. they turn, meet again and turn your own with the left hand.

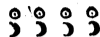
Sides all with your own, then with the Co. That again :  
 As before :


Arms all with your own : That again with the Co. and fall back from your own first, as before :  
 As before :

The Health

Longways for eight

(41)





Lead up all a D. and back, set : That again :

First Cu. and last meet, turn back to back, cast off, and going on the outside, the other four come to your places on the inside, the other as much :

Hands all backwards, and go halfe round to the right, set : That back again :

First Cu. and last meet, turn back to back, hands backward round to your places : The other four as much :

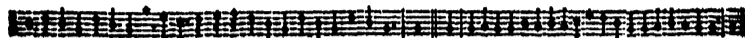
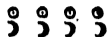
Change places with your own by both hands, then 1. and 2. the 3. and 4. man change, so the We. doing the like, set : Change back again to your places :

First and last Cu. meet, clap hands, hands a crosse round to your places : The other four as much : (Or this last passage thus) First man and last Wo. meet, and give right hands, first Wo. and last man the like, then holding hands a crosse, go round to your places : The other four as much :



## Hockley in the hole

Langways for as many as will.



Lead up all forwards and back .- That again .: Set and turn S. .- That again .:

First man and last Wo. meet, and go back .- The first Wo. and last man as much .: This as the first time .:

First man arms with the last Wo. and back again to his place .- As before .: First Wo. and last man as much .:

First go down to the last Wo. .- Bring her up .: As before .:

Last man come up to his own Wo. .- Lead her down, the first Ca. following, and fall hindermost .:

## Hide Parke

A Square Dance for eight thus,



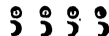
First and 3. Ca. meet, and fall back .- First and third men take their Wo. by both hands, and meet side ways, the first man take the third Wo. by both hands, and slide through the fourth Ca. and cut off to your places, whilst the first Wo. and the third man do the like .- The 2. and 4. Ca. the same.

This as before .- The second and fourth man change places with their We. holding hands, whilst the first man and Wo. cross over, and going on the outside under their arms, come the man into the Wo. place, and Wo. into the man's place, the third Ca. doing the like at the same time .- Then the other four doing the like .:

This as before .- Men go on the inside of your own We. and on the outside of the man, and so round to your places .- Then the Wo. as much .:

## Hockley in the hole

Langways for as many as will.



Lead up all forwards and back — That again — Set and turn S. — That again —

First man and last Wo. meet, and go back — The first Wo. and last man as much — This as the first time —

First man arms with the last Wo. and back again to his place — As before —  
First Wo. and last man as much —

First go down to the last Wo. — Bring her up — As before —

Last man come up to his own Wo. — Lead her down, the first Ca. following, and fall hindermost — As before —

## Hide Parke

A Square Dance for eight thus,



First and 3. Ca. meet, and fall back —  
The 2. and fourth as much —

First and third men take their Wo. by both hands, and meet side ways, the first man take the third Wo. by both hands, and slide through the fourth Ca. and cast off to your places, whilst the first Wo. and the third man do the like — The 2. and 4. Ca. the same.

This is before —

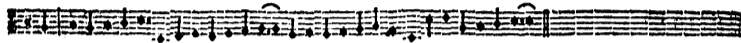
The second and fourth men change places with their Wc. holding hands, whilst the first man and Wo. cross over, and going on the outside under their arms, come the man into the Wo. place, and Wo. into the mans place, the third Ca. doing the like at the same time — Then the other four do the like —

This is before —

Men go on the inside of your own Wc. and on the outside of the next, and so round to your places — Then the Wo. as much —

## If all the World were Paper

Round for eight



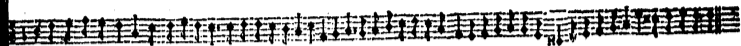
Hands all and meet a D. back again, set and turn S.  $\therefore$  That again  $\therefore$  The two men against each other change places, your Wo. as much, the S. Hey, back to your places  $\therefore$  The other four as much  $\therefore$

Sides all, set and turn S.  $\therefore$  That again  $\therefore$  The first four meet, lead each others Wo. between the Cu. on your left hands, cast off, go to your places and turn your own  $\therefore$  The other four as much  $\therefore$

Alls all, set and turn S.  $\therefore$  That again  $\therefore$  The first four change places, then change with your own men, cross taking left hands and right with the Wo. To your places  $\therefore$  The other four as much  $\therefore$

## Irish Trot

Longways for as many as will




Lead up all a D. and back, set and turn S.  $\therefore$  Lead down all a D. and back, set and turn S.  $\therefore$  The first man take his Wo. with his right hand, then with his left, and so holding hands a cross change places, fall back from each other, meet again, fall back, then arms with your Wo. and stay in your places, the man on the Wo. side, and his Wo. on the mens side  $\therefore$  hands in like manner with the 2. Wo. changing places with her on the right hand, while the Wo. doth the like with the 3. man, holding him in her left hand, both Cu. fall back from each other, meet again, fall back, arms with your own, and so forward to the rest, who following do the like.

Take your own Wo. in your right hand, and the 2. Wo. on your left, meet the 2. man, fall back, each man hold out to his own Wo. then to each others Wo. take them by the right hands, then your own by the left hands, the first Cu. into the 2. place, and the 2. into the first place. The rest following  $\therefore$

Lead up all a D. and back, cast off all and meet, the first Cu. below, and the last Cu. above, take your Wo. in your left hand, and lead them all to the left round about to the same places. Lead down all a D. and back, cast off and meet in your own places, as at the first, take your Wo. in your right hands, and lead them round about to the right hand, to your own places  $\therefore$

The Irish Lady, or Anniseed-water Robin *Longways for as many as will* ; ; ; ;



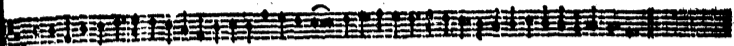
Lead up all a D. and back  $\underline{\cdot}$  That again  $\underline{\cdot}$  Set and turn S  $\underline{\cdot}$  That again  $\underline{\cdot}$

First man and 2. Wo. go about into each others places  $\underline{\cdot}$  First Wo. and 2. man as much  $\underline{\cdot}$  First man and 2. Wo. change places, the other as much  $\underline{\cdot}$  Cast off and fall into the 2. place  $\underline{\cdot}$

First Co. crosse over, the man going on the inside, the 2. Wo. into the first Wo. place, and the Wo. on the outside, the 2. man into the 2. place  $\underline{\cdot}$  Crosse over, and go the man about the 2. man, and the Wo. about the 2. Wo. into your places  $\underline{\cdot}$  Hands a crosse, round in your places  $\underline{\cdot}$  First cast off, leading the 2. man about, and fall into place, the first Wo. doing the like  $\underline{\cdot}$

The first and 2. men change places by the right hands, We. doing as much, fall all four a brest, and lead up to the presence  $\underline{\cdot}$  Fall back a D. the first man cast off to the left, and fall into his own place, the 2. man following him, We. do the like at the same time  $\underline{\cdot}$  First and third Co. change places each with their own, the first man and 2. Wo. change places  $\underline{\cdot}$  First Wo. and 2. man change places, set and turn S.  $\underline{\cdot}$

Jog on *Longways for as many as will* ; ; ; ;



Lead up all a D. forward and back, set and turn S.  $\underline{\cdot}$  That again  $\underline{\cdot}$

The first man with his back to the presence take his Wo. by both hands, pull her to him, then put her back between the 2. Co. the first man and 2. Co. hands and go round, the first Wo. to the left  $\underline{\cdot}$  This forward, &c.  $\underline{\cdot}$

The first man take his Wo. by both hands, put her back on the out side, the 2. Wo. into the 2. place, and there turn her  $\underline{\cdot}$  Then into the third place on the outside the third man, and so forward, &c.

The first Co. crosse over, go behind the 2. Co. put them together that they may salute, then arm in the 2. place  $\underline{\cdot}$  This forward to the rest.

The first Co. cast off and go on the outside, the 2. Co. walk forward and back, as in Lavena, arm in the 2. place  $\underline{\cdot}$  This forward to the rest, they doing the like, &c.

The Irish Lady, or Anniseed-water Robin *Longways for as many as will* ; ; ; ;



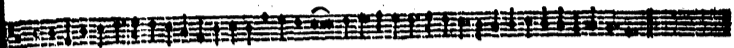
Lead up all a D. and back  $\underline{\cdot}$  That again  $\underline{\cdot}$  Set and turn S  $\underline{\cdot}$  That again  $\underline{\cdot}$

First man and 2. Wo. go about into each others places  $\underline{\cdot}$  First Wo. and 2. man as much  $\underline{\cdot}$  First man and 2. Wo. change places, the other much  $\underline{\cdot}$  Cast off and fall into the 2. place  $\underline{\cdot}$

First Cu. crosse over, the man going on the inside, the 2. Wo. into the first Wo. place, and the Wo. on the outside, the 2. man into the 2. place  $\underline{\cdot}$  Crosse over, and go the man about the 2. man, and the Wo. about the 2. Wo. into your places  $\underline{\cdot}$  Hands a crosse, round in your places  $\underline{\cdot}$  First cast off, leading the 2. man about, and fall into place, the first Wo. doing the like  $\underline{\cdot}$

The first and 2. men change places by the right hands, Wo. doing as much, fall all four a brest, and lead up to the presence  $\underline{\cdot}$  Fall back a D. the first man cast off to the left, and fall into his own place, the 2. man following him, Wo. do the like at the same time  $\underline{\cdot}$  First and third Cu. change places each with own, the first man and 2. Wo. change places  $\underline{\cdot}$  First Wo. and 2. man change places, set and turn S.  $\underline{\cdot}$

Jog on *Longways for as many as will* ; ; ; ;



Lead up all a D. forward and back, set and turn S.  $\underline{\cdot}$  That again  $\underline{\cdot}$

The first man with his back to the presence take his Wo. by both hands, pull her to him, then put her back between the 2. Cu. the first man and 2. Cu. hands round the first Wo. to the left  $\underline{\cdot}$  This forward  $\underline{\cdot}$

The first man take his Wo. by both hands  $\underline{\cdot}$  Then into the third place on the

The first Cu. crosse over, go behind the 2. This forward to the rest.


The first Cu. cast off and go on the outside This forward to the rest, they doing the

ORIGINAL  
RECORDED

Jack Pudding

Longways for six

(48)



First and 2. Cu. lead up a D. and fall back, whilst the 3. Cu. lead up to the top between the other, first and 2. Cu. lead up again and back, whilst the 3. lead down.

Third Cu. lead up between the other, and casting off, go on the outside under their arms, cross over and under their arms, and fall to the bottom as at first, then the first four hands and round, and sit whilst the third do as much.

Sides all . That again .

Men round and hold up their hands, We. under their arms, and turn their own, We. go round, and each man turn his own.

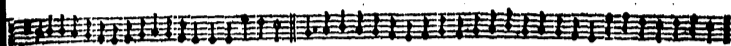
Arms all . That again .

Third Cu. lead under the first Cu. arms, and come face to the We. hands you four and round, the first Cu. fall into the 3. place, the third Cu. lead under the 2. Cu. arms, and hands round, the third Cu. fall into the 2. place, the 2. into the first place .

Jack a Lent

Longways for six

(49)



Lead up all a D. forward and back . That a .

First man change places with the 2. Wo, turn 3. change with the last man, and turn 5. . After lead up, the Wo. do the like too, every Cu. doing the same .

Lead up as before .

First Cu. cross over, fall into the 3. place, cross again, fall into the last place . All do this change .

Lead up as before .

First Cu. go under the 2. Cu. arms, the last come up under the first, this forward and back to your places, cast off . Every Cu. do this change .

Lead up as before .

First Cu. go down and turn each the last, then each the 2. . Cast off, every Cu. doing the same .

Lead up as before .

Sec and turn 3. . That again .

First man turn the last Wo. and to his place . That a . First Wo. as much with the last man .

The first on each side go down to the last, take them by both hands, go once and a half about, and stay below, the 2. turning his own . All do this change .

## Jenny pluck Pears

Round Dance for six



Hands and 2. D. round, set and turn S. That again

First man set his Wo. in the midst with her face to him, the 2. man set in his Wo. the 3. as much, Honor all

Men go round about the We. back again Back again

First man take out his Wo. 2. as much, 3. as much. Honor all

Sides all, set and turn S. That again

As at the first, We. setting in the men. Then We. go round and take them out.

Arms all, set and turn S. That again

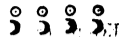
As the first time

Men go round Back again

First man take out his Wo. 2. as much, 3. as much. Honor all

## I loved thee once, I love no more

Longways for as many as will

Lead up all forwards and back  
That again

Men turn S. We. as much, men go about your We. to your places. We. turn S. men turn S. We. go about your men, and to your places.

Sides all That again

First man set to the 2. Wo. and fall back, while your Wo. turns the 2. man as much to the third. As much to the fourth. turn your own below

Arms all That again

First Cu. being below, take both hands, slip up between the 4. Cu. cross and turn each one of them with your right hands: As much to the third. As much with the 2. turn your own above

## Kemps Jegg

## Round Dance for six



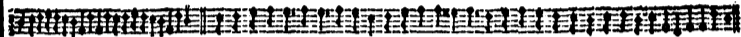
One man lead in two We. forwards and back twice: Honor to one, honor to the other, then turn the third  
Lead your own with your left hand, and the Woman you turned, and as much. Then as much with the other  
two We. turning your own. The next man as much. Then the third man as much.

First man lead the We. as before: Turn half round, holding both hands, and his own as much to the other, and  
the third Wo. Do thus to all, the rest following and doing the like.

First man take the We. as before by the Co. hands behind, then lead them forwards and back, pull one half about  
and kiss her, as much with the other, turn the third. Do thus to all, the rest following and doing the like.

## Kettle Drum

## A round Dance for eight



Meet all, and back. That We. meet, giving their right hands, men meet, giving their right hands. then turn  
again. every man his own Wo by the right hand, then men the left hands, We. their left  
hands, then turn every Wo. her own man by the left hand.

Sides all, back again. That The 2. Cu. meet and fall back, then the next Cu. meet, and take each others Wo,  
again. by the right hand, and fall into the Co. places, then the other Cu. meet and fall back,  
and the first Cu. the like, then lead in, taking the We. by the right hand, and cast off  
to your places.


Arms all. That again. All joyn both hands with you We. swing with your hands all inward, then brake  
off your hands inward, then turn back to back, and kiss the Co. Wo twice, then  
swing with the Co. We. all outwards, then break off your hands outwards, then  
turn kissing every one his own Wo. turn and so end.



Lady Spellor

Longways for eight

(54)



Lead up all a D. forwards and back, set and turn S. That again

Go all to the left hand, cross the Rooms, faces all, set and turn S. Change places all with your own Wo. set and turn S. First Cu. go down between the rest, they following, come towards the left hand, to your places

Sides all, set and turn single That again

As before

Arms all, set and turn S. That again

As before

Lord of Carnarvans Jegg

Longways for eight

(55)



Lead up all a D. forwards and back That again

Each man and Wo. go about each other, not turning your faces That again

First Cu. cross over and fall into the 2. place on the our side, the 3. Cu. the man on the our side of the Wo. and the Wo. on the mens side Cross over again and fall into the third place

Take hands with your Wo. and leading her down betwixt the last Cu. cast off all, and meet above the first Cu. in the first place, and the last Cu. in the 2. place, the third Cu. in the last place Arms all

Lead down forwards and back That again

Go about each other as before That again

The lowest Cu. cross over as before

Cast off as before.

Lead up all a D. and back That again

Go about each other as before That again

The uppermost Cu. cross over as before

Cast off as before.

Lead down forwards and back That again

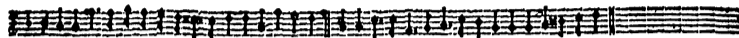
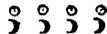
Go about each other as before That again

The lowest Cu. cross over as before

Cast off as before.

## My Lady Cullen

Longways for as many as will



Lead up all a D. and back ◌ That again ∴

Set and turn S. ◌ That again ∴

First Cu. crosse over and fall on the outside into the 2. place, and change places ◌ The first four hands all a brest, and lead up to the presence, and fall back ∴

Right hands a crosse, and go round all four ◌ Left hands a crosse, and go round back again ∴

First Cu. cast off and falling into the 2. place, slip between the 2. Cu. the first man standing before the 2. man, and the first Wo. before the 2. Wo. ◌ The 2. Cu. cast off, and falling between the first, stand as before ∴

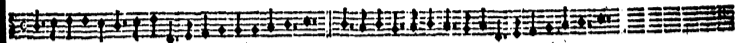
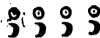
The 2. Cu. take both hands and slip up, whilst the first Cu. take both hands and slip down, holding hands so still, both Cu. slip together ◌ Set and turn S. ∴

First Cu. crosse over and fall on the outside into the 2. place ◌ The first four hands a brest and lead up to the presence, and back again ∴

Each face to his own and clasp your hands, We. Arms, whilst the men arms ◌ Arms each other with his own, the first Cu. in the 2. place, and the 2. Cu. in the first place ∴

## The London Gentlewoman, Or the Hemp-Dresser

Longways for as many as will



Lead up all a D. forward and back ◌ That again ∴

First man change places with the 2. Wo ◌ Then with the 3. man ∴ Then with the 4. Wo ∴ Then with the fifth man ∴ Then with the sixth, and so to the left.

Sides all ◌ Lead up as before.

As before the doing it ∴ All do this, changing as before ∴

Sides all ◌ That again ∴

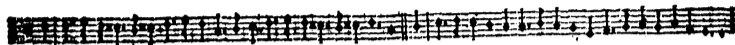
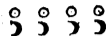
First Cu. crosse over, fall into the 2. place ◌ Crosse again, fall into the 3. place ∴ Crosse again, fall into the fourth place ∴ And so to the end, every Cu. doing the like.

Arms all ◌ That again ∴

Turn your own Wo. changing places ◌ Turn each the 2. ∴ Turn each the 3. ∴ Turn each the fourth, and so to the left, the rest following.

Lavena

Longways for as many as will



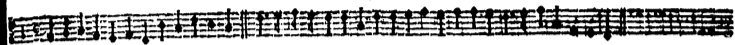
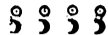
Lead up all a D. forwards and back, set and turn S. That again. The first Cu. go down between the 2. and 3. place, and come to your place on the out side of the 2. turn your own, fall into the 2. place again. As much to the 3. place, and so to the left, the rest following.

Sides all, set and turn S. That again. First Cu. go down on the out side each on the 2. back again, fall into the 2. place again, and turn your own. Do this to the left, the rest following and doing the like.

Arms all, set and turn S. That again. First Cu. cast off, fall into the 2. place, come up between the 2. and 3. place, fall into the 2. place, turn your own. Do this to the left, the rest following.

Lady lye near me

Longways for as many as will



Lead up forwards and back. That again. Set and turn S. That again.

First two on each side hands and go back, meet again. Go each behind the 2. and turn your own in the 2. place, do this to the last, &c.

Sides all, that again. Set and turn S. that again.

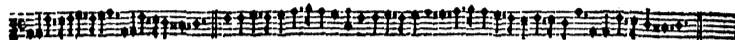
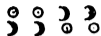
First man and 2. Wp. meet and take right hands. The other as much. Go halfe round, change places with your own in the Co. place. Thus to the last.

Arms all. That again. Set and turn S. That again.

First Cu. meet, turn back to back. Go from each other, faces again. Meet again, take both hands, slip between the 2. Cu. and fall back, do this to the last, the rest following.

## Lulle me beyond thee

For eight thro



Meet a D. and back . That again .  
 First man and 2. Wo. the 3. man and first Wo. lead out to the wall, while the 3. and 4. meet, the 1. and 3. Cu. fall back from the 2. and 4. Cu. four and four a back meet all and turn each his opposite . This again, those leading out that led in, falling back to the wall, each turn his own .

First and 3. Cu. sides with your own, then with each others, whilst the other side with their own .  
 First man and 3. man, the 2. Wo. and 4. Wo. lead a breast to the wall, fall back and hands round to your places, the other four doing the like at the same time . The first and 3. Cu. lead a breast to the presence, fall back, and hands round to your places, the other four doing the like downward at the same time .

Arms as you sided.  
 First man and 2. Wo. the 3. man and first Wo. lead out to the wall, and fall back again, while the other four cross over each with his own, and meeting each other Wo. lead them under the first and 2. Cu. arms, falling into your places, and turn his own . That again, the last four doing what the first four did .

## Mage on a Cree

A round Dance for eight



Hands and meet a D. back again, set and turn S. . That again . Men meet in the midst, turn back to back, come to your places, and turn the Co. We. . We. meet, turn back to back, come to your places and turn your own .

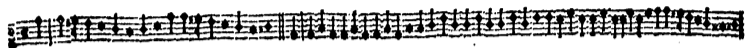
Sides all, set and turn S. . That again . Men go towards the left hand before the Co. We. and behind the next, We. meet and turn S. . That again, to your places . Then the We. as much .

Arms all, set and turn S. . That again . Turn all the Co. We. turn all the next We. . Turn all the next, turn all your own .

Millions Jegg

Longways for six

(62)



Lead up all a D. forwards and back  
That again

First man take his Wo. by both hands, and four slips up, and stand, the 2. as much, the third as much, turn all S. Third Cu. four slips down, the 2. as much, first as much, turn all single

Sides all That again

First Cu. change places, the 2. as much, third as much, turn S. Third Cu. change places, the 2. as much, first as much, turn all single

Arms all That again

First man change places with the 1. Wo. first Wo. change with 2. the last change with his own, turn S. First man change with last Wo. first Wo. change with the last man, tother change, turn all single

(63)

The merry merry Milk Maids

Longways for eight



Lead up all a D. forwards and back, set and turn S. That again

First and third Cu meet your own, slip between the other. take hands a crossie and go round each four. The other four as much

Sides all, set and turn S. That again

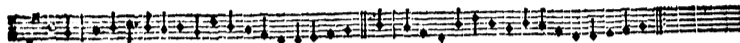
First man cast off, go to the lower end and stay, the rest following. The Wo. as much, set and turn S. All that back again

Arms all, set and turn S. That again

Men back, and go the single Hey. Women as much

Mill-field

Round for as many as will



Hands and go a. D. round .: Back again .:

Set and turn S. .: That again .:

First Cu. lead to the man on your right hand, he going under your arms, turn your own .: That again .:

All three set and turn S. .: That again .:

The two men take hands and lead to your Wo. she going under your arms, the two men arms .: That again .:

All three set and turn S. .: That again .:

The 2. man and first Wo. lead to the first man, he going under their arms .: That again .:

All three set and turn S. .: That again .:

Do this to the next Wo. and so to all the rest.

The Maid peep out at the window, Or the Frier in the Well For as many as will



Lead up a D. forwards and back .: That again .:

First Cu. cast off, and go to the lower end, and stay there, the rest following, set and turn S. .: All this back again to your places .:

Sides all .: That again .:

Men slip just before your We. and go a D. up, and fall on the Womens sides, set and turn S. .: We. slip before your We. go up, fall all to your own places, set and turn S. .:

Arms all .: That again .:

First man put back the 2. Wo. by both hands, while the 2. man puts back the first Wo. fall into each others places, all the rest doing the like, set and turn S. .: All this again to your own places .:

(66)

## Mayden Lane

Longways for six



Lead up a D. forwards and back — That again —  
 All a D. to the left hand, back again — The single Hey on each side —  
 Set and turn S. — That again —

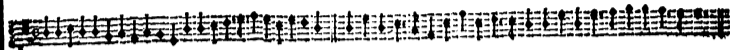
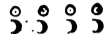
Sides all — That again —  
 Back all, change places — That again —  
 As before —

Arms all — That again —  
 First man change with the 3. Wo. first  
 Wo. change with the 2. man, while the  
 last changes with his own Wo. — First  
 man change with the last Wo. your  
 Wo. change with the last man, while  
 the 2. changes with his own Wo. —

(67)

## The Milk-Mayds Bobb

Longways for eight



Lead up all a D. forwards and back — That a- First four the S. Hey, while the last four do the like —  
 gain —

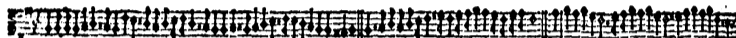
Sides all — That again —  
 First Cu. slip between the 3. while the third does the like with  
 the last, change places with your own — That again —

Arms all — That again —  
 First man change places with the 2. Wo. taking by the right  
 hand, change places with the 2. man, the 3. man doing the like,  
 then the other four as much —

(68)

Mundeffe

Round Dance for six



Hands and two D. round, set and turn S. • That again : First man set and turn S. • First man honor to his Wo. as much : Turn your own  
 His Wo. as much : His Wo. 2. as much, 3. as much, all embrace.

First man lead his Wo. 2. D forwards and back • Lead forwards again, go each between the 2. Cu, and come back again in the same. • First Wo. set and turn S. • Honor to her next man, honor to the Co, Wo. 2. honor, embrace all. • The man as much : As before :

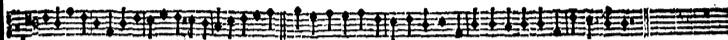
First Wo. lead the Co. man as before : Second man set and turn S. to his own Wo. • The Wo. as much : Honor to her next man, first honor, embrace all your We. • As before :

Lead in, every man doing as the first did.

(69)

The Night Peece

Longways for six



Lead up a D. forwards and back • That again : The middle Cu. fall back and slip up, while the first and last Cu. change places. That again. That again •

Sides all • That again : First Cu. crosse over, fall into the 2. place, crosse again, fall into the last, the next Cu. as much, the next Cu. as much •

Arms all • That again : First man change places with the 2. Wo. first Wo. change with the 2. man, while the last changes with his own : Then change with the last Wo. your Wo. change with the last man, while the other changes with his own : Set all and turn single •



The New Exchange

(70)

Longways for six



Lead up all forwards and back, set and change places. That again. First man set to his own Wo. the 2. as much, the third turn his own. Third man set to his own, the 2. as much, the first man turn his own.

Sides all, set and change places. That again. First man and last Wo. meet and stand, first Wo. and last man as much, first man and last Wo. change places, the other change, the 2. change with his own. This change back again to your places.

Arms all, set and change places. That again. First Cu. go down between the 2. the third come up between the first, the 2. come down between the third, set and turn S. All this again, to your places.

None such

(71)

Longways for eight



Lead up forwards and back. That again, set and turn single, that again. First Cu. slip just between the 2. Cu. turn your faces to them, put them back by both hands, and halfe turn them, put them back, and set them as they were, turn your own in the 2. place. Do thus to the last.

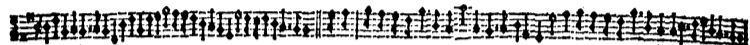
Sides all that again, set and turn S. that again. First man slip before, and stand with his face downwards, the Wo. slip before him and stand faces to your own, the 2. Cu. as much, the third Cu. as much, the last Cu. as much.

Arms all as you stand, that again, slip all to the left hand, and back to your places, then as much to the right hand. First man slip to the left hand, and stand, the Wo. as much to her left hand, the 2. Cu. as much, third as much, fourth as much. Then the single Hey, all handing down, and come up on your own side.

## Newcastle

Round for eight

(72)



Meet all, back again, set to your own, and to the next. That again.

Arms all with your own by the right, men all fall with your left hands into the middle, We. go round them to your places. Arms again with your own, and We. left hands in, men go about them towards the left to your places.

Sides all with your own, and change places with them. Sides with the next, and change places with them.

The first man and 3. Wo. take hands and meet, the first Wo. and 3. man, lead out again, then holding up your hands, the other four cast off and come under your arms to their places. The other four the like.

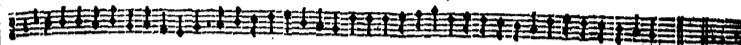
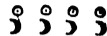
Arms all with your We. and change places. Arms with the next, and change places. Now every man is with his own Wo. in the Co. place.

Fall back from each other, four and four a breast to each wall, turn and change places with your opposites. Fall back from each other four and four along the Room, turn S. change places with your opposite. So each falls into his place as at first.

(73)

## New New Nothing

Longways for as many as will



Lead up all a D. back all, profer a little to slip to the left, each change places with his Wo.

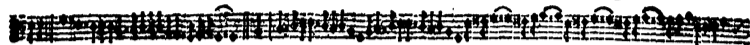
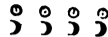
Lead down, back all, slip a little to the right, change places.

First man change with the 2. Wo. and the 2. Wo. with the first Wo. then the first man with the 2. man, and the 3. man with the first Wo.

First and 2. man change places by both hands, then the We. as much, first man and Wo. lead up between the 2. Co. into the first place, crosse over, and go on the outside into the 2. place, change places.

New Boc peep

(74)  
Longways for as many as will



Lead up all a D. forward and back  
That again

We. go all to the wall and stand, men go up to your own We. and peep four times on each side behind them, fall to your places all and turn S. Then men go to the wall and stand. We. go up to your backs and peep four times, then fall to your places and turn S.

Sides all That again

As before the men going first.

Arms all That again

As the first time.

The Old Mole

(75)  
Longways for six

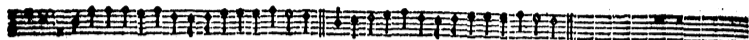
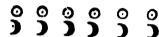


Lead up all a D. forwards and back, set and turn S. That again All a D. to the left hand back again, set and turn S. As much to the right First man and last Woman meet a D. back again, meet again and change places First Wo. and last man as much The second man as much with his own

The two first We. hands, and the two last men hands, lead forwards and back to the odd one against them, let the odd ones go under your arms Do this change four times, over to the place where you began it Then first and last change as before to your places

All the men hands, and all the We. hands, meet all forwards and back the first and last, last on each side, turn each other, the 2. turning his own Sides where you turned and turn your own Men the S. Hey We. as much The D. Hey twice over Cast off all and come to your places. That again.

Once I lov'd a Maiden fair Long for as many as will



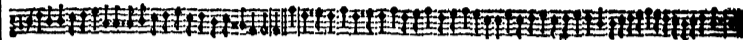
Lead up all a D. and back — That again — Set and turn S. — That again —

First man and 2. Wo. meet a D. and back — Then the first Wo. and 2. man as much — The first man change with the 2. Wo. he into her place, and she into his — The first Wo. and 2. man as much — Doe thus to all, the rest following.

The first man take the 2. man in his right hand, and the first Wo. the 2. Wo. in her left hand and meet a D. and back — That again — Then meet and go through between each other, the uppermost man about his Wo. and the 2. man between the first Wo. and his owne, and turne your faces each to your owne being in the Co. places — Then take hands and go halfe round, and fall the first Cu. in the 2. place — Do thus to all, the rest following.

The first man take his Wo. in his left hand and the 2. man take his Wo. in his right hand and fall back a D. and meet again — That again — First man cast off his Wo. casting off at the same time into the 2. place, the 2. Cu. following them, till they come to their owne places — Cast off again, and stay the first Cu. in the 2. Cu. place — Do thus to all, the rest following.

Parsons farewell For foure



Meet all, foure slips to the left hand — Men rise once, We. rise once, rise all foure times, turne each others  
Back all, four slips to the right hand — Wo. — We. rise once, men once, rise all foure times, turn each others  
Woman —

Meet all, lead each others Wo. a D. to the left hand — Change hands meet againe, Men meet, crosse right hands, then left passe over, turne each others  
take your own We. and to your places — Wo. with your right hand, crosse to your place againe, and turn your  
owne — We. as much with the Co. hands —

Take your own by both hands, and meet with four slips, take the Co. We. four slips Turne your owne with your right hands, men crosse, and goe all the  
to the left hand — Meet again, take your S. Hey to the Co. side and turne your owne — Turne your owne  
owne, and to your places — with the left hands, We. crosse, go the single Hey to your places, and  
turne your owne —

Picking of sticks

Longways for six

(78)



Lead up all a D. forwards and back . That again : First man change places with the 2. Wo. then with the last man : Lead up as before, then the Wo. change as the man did, every Cu. doing thus.


Sides all . That again : The first Cu. slip down between the 2. they slipping up, then the 2. slip down, and the first up : All this again the last Cu. crossing over below, go up and cross above, fall to your places : Then the four last slip, and first Cu. cross about :

Arms all . That again : The We. stand still, men going the Hey between them, the last man going about the middle Wo. do thus three times over, then go quite round about all the We. to your places : The We. as much :

Peppers Black

Round for as many as will

(79)



Take hands and go twice round . Back again : All set and turn S. . That again :

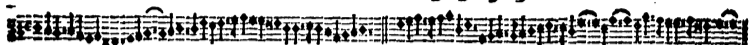
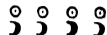
First Cu. lead a D. forward and back to the 2. . That again : Turn each others Wo. . Turn your own : Do this change to all, the rest doing the like

First Cu. lead to the 2. Cu. as before : The S. Hey all four : Do this change to all, the rest doing the like :

First Cu. and 2. man take hands, take the man on your left hand, lead a D. forward and back again : Bring your Wo. under your left arm, holding both feet turn your body half round to the left hand . Bring your man under your right arm, turn half about to your right hand : Do thus to all.

## Petticoat wag

Longways for as many as will



Lead up forwards and back, turn back to back, faces a-  
gain. All that again.

First man crosse and go behind the 2. Wo. the first Wo.  
going behind the second man, peep twice at each other,  
fall into the 2. place on your own side. Do thus to  
the last, the rest following in order.

Sides all, and as before. That again.

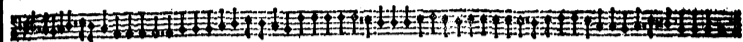
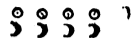
First Cu. crosse between the 2. fall into the 2. place,  
crosse again, fall into the 2. place on your own side.  
Do thus to the last, the rest following in order.

Arms all as before. That again.

The two first men take both hands, change places, the  
We. as much, set and turn S. Do thus to the last,  
the rest following.

## Pauls Steeple

Longways for as many as will



Lead up all a D. forward and back, set and turn S. That again.

First man take his Wo. in his left hand, lead her down to the 2. Wo. take the 2. Wo. in his right, and slip up with  
them into the first place, cast off the 2. Wo. and then his own, and turn off into his place. This forward to all  
the We.

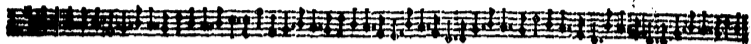
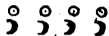
Sides all and turn S. That again.

First man take his Wo. in his left hand, lead her down to the 2. Wo. take the 2. Wo. in his right hand, and slide up with  
them, kisse the 2. Wo. hand then with your own Wo. hand and let them go, turning off into your place. This  
forward to the rest.

Arms, set and turn S. That again.

First man take his Wo. in his left hand, lead her down to the 2. Wo. take the 2. Wo. in your right hand, and setting  
them back to back in the middle, kisse the 2. then your own Wo. turning off into your places, this forward to the  
rest.

The Punks Delight (The new way) Longways for as many as will



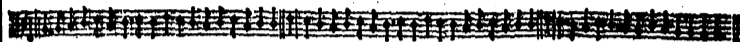
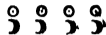
Lead up all a D. forward and back, that again. Set, that again.

First crosse over, and taking the 2. Wo. by both hands, turn her halfe about with her back inwards, then put her back in the 2. place, while your We. do the like with the 2. man in the first place, slip through each other, hands all four round, then the first Cu. arms in the 2. place while the 2. Cu. arms in the first.

First man going on the outside, and his Wo. on the inside, the 2. Wo. meet behind her, then the first man going on the inside his Wo. on the outside the 2. man, meet behind him, then the first Cu. and the 2. man right hands a crosse and go round, then the first Cu. and 2. Wo. right hands a crosse and go round, the first Cu. falling into the 2. place.

First man going on the outside the first Wo. the 2. man following him, the first man go through between the first and 2. We. and march to the wall, the two We. taking hands and following him, the 2. man behind them then facing back, follow the 2. man to the other wall, then men cast off to the right, your own We. following you, and stay the men in We. places, and the We. in their mens places by the right hands, We. doing the like, each change with his own by the left.

Parson upon Dorothy Longways for eight



Lead up forwards and back. That again. First two men and last two men hands, and lead to each wall. We. doing the same, change hands and meet all. Turne each others We. Turn your own.

First and 3. men lead up, the other leading down. change hands, and lead the Co. way.

Sides all. That again.

As before.

As before.

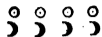
Arms all. That again.

As before.

As before.

## Pauls Wharfe

Longways for as many as will



Lead up forwards and back ♪ That again ♪ Set and turn S. ♪ That again ♪

First four hand and go round ♪ Then crosse over between the 2. place. As before ♪

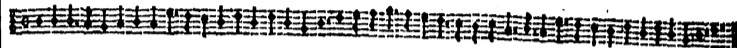
Sides all ♪ That again ♪ As before ♪

First two on each side hands and goe back a D. then meet and crosse over ♪ Then goe halfe round towards the right hand into each others places ♪ As before ♪

Armes all ♪ That again ♪ As before ♪

The first two men take both hands and change places, the We. as much ♪ Cast off all foure, and come to your places ♪ Do thus to all. As before ♪

Rose is white and Rose is red Round for as many as will



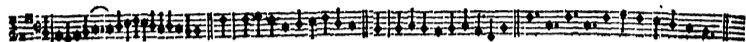
Hands, and meet all a D. back again, set and turn S. ♪ That again ♪ First Cu. lead forwards and back to the man on your right hand. Then all three hands and go round ♪ Then as much to his Wo. ♪ Then as much to the next man, and so to all till you come to your own places, the rest following and doing the like.

Sides all, set and turn S. ♪ That again ♪ They lead forwards and back as before, and go the single Hey all three ♪ Do this change to all, the rest following and doing the like.

Arms all, set and turn S. ♪ That again ♪ First Cu lead forwards and back as before, let the man go under your arms, turn your own ♪ Do thus to all the rest following.



## Row well ye Marriners

*Longways for as many as will*

Lead up a D. forward and  
back — That again —


First man two slips  
crosse the roome one  
way, the Wo. the o-  
ther — Back againe  
to your places —

Fall backe both —  
Meet againe —

Clap both your own hands, then clap  
each others right hands against one  
anothers, clap both your owne hands  
againe, then clap left hands, then clap  
both hands againe, then clap your  
brests, then meet both your handi  
against one anothers — The same  
gaine only clap left hands first —

First man sides with the next Wo. and his Wo. with the next man, doing the like till you come to your own places,  
the rest following and doing the same

## Stingo, or the Oyle of Barley

*Longways for six*

Back all, meet againe — Lead up a D.  
forwards and back —

Men take right hands a crosse and go round, set and turne single —  
We, as much with the left hand —

Sides all — That againe —


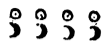
All a D. to the left hand, back again, set and turne single — As much  
to the right hand —

Armes all — That againe —

First Cu. Crosse and set each to the 2. then to the third, come to your  
places on the out side of the second — First Cu. Cast off, turne short  
to your places, turne your owne, cast off againe, all fall to the  
lower end —

## The Saraband

Longways for as many as will




Lead up forwards and back, that again, set and turn S. that again. The two first on each side hands and go a D. back, meet again, go all a D. crosse over forwards and back, then go round towards the right hand, falling into each others places, set and turn S. Do this change to the last, the rest following.

Sides all, that again, set and turn S. that again. First Cu. slip down between the 2. change all four with your own, cast off all four the Co. way, come to the same places again, and change with your own, set and turn S. Do thus to the last, the rest following.

Arms all, that again, set and turn S. that again. The first four change places with their own, then change with the 2. on the same side, then take right hands a crosse, and go a quarter round, first Cu. fall into the 2. place, set and turn S. Do thus to the last, the rest following.

## The Spanish Jeeptie

Longways for eight



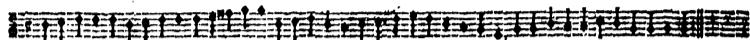
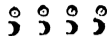
Lead up forwards and back. That again. Turn all back to back, faces again, go all about your We. not turning your faces. That again the tother way. First and last Cu. meet a D. back again, turn all back to back, faces again, go about each other not turning your faces, the other way as much. The other four as much.

Sides all. That again. Turn back to back, faces again, go about your own as before. First and last Cu. meet and go back, turn back to back, faces again, take hands and go round, back again. Then the other four as much.

Arms all. That again. Turn back to back, faces again, go about your own as before. First and last Cu. meet, back again, turn back to back, faces again, right hands a crosse and go round, then left round. The other four as much.

## Skellamefago

Longways for as many as will



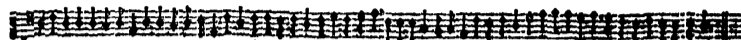
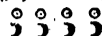
Lead up all a D. forwards and back, set and turn S.  $\circ$  That again  $\therefore$  First Cu. arms once and a halfe between the 2. into the second place, set each to the 2. Cu. and change places with your own  $\therefore$  Do this change to the last, the rest following.

Sides all, set and turn S.  $\circ$  That again  $\therefore$  First Cu. slip down between the 2. turn each your own, then turn each others Wo. turn your own again  $\therefore$  Do thus to the last, the rest following.

Arms all, set and turn S.  $\circ$  That again  $\therefore$  First four take hands a crosse and go round, first man change places with the 2. Wo. first Wo. change with the 2. man, then change both with your own  $\therefore$  Do this change to the last, the rest following.

## The Spanyard

Longways for eight



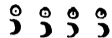
Lead up all a D. forwards, four slips to the right hand, set and turn S.  $\circ$  Lead down, and as much  $\therefore$  First and last Cu. fall back, while the other meet and take both hands, the 2. Cu. slip up, and the third down, set and turn S.  $\therefore$  All this again, to your places  $\therefore$

Sides all, set and S.  $\circ$  That again  $\therefore$  First and third put your We. by both hands back, the other going the Co. way, fall into each others places, set and turn S.  $\therefore$  All that again the Co. way  $\therefore$

Arms all, set and turn S.  $\circ$  That again  $\therefore$  First man and 2. Wo. and third man and last Wo. meet and go back, take hands and go round once and a halfe, changing places  $\therefore$  The other four as much  $\therefore$  All that again, to your places  $\therefore$

## Souldiers life

Longways for as many as will



Lead up all a D. forwards and backe, set and turne S. — That againe — First man set to his own Wo. then set to the 2. man, turne the 2. Wo. — Set to the 3. Wo. then to the 3. man, turne to the 3. Wo. — Set to the 4. Wo. then to the 4. man, turne the 4. Wo. — Do thus to the last, your Wo. following you in the same manner. Every Cu. do thus.

First man lead down his Wo a D. then give his right hand to the 2. Wo. while his Wo. do the like to the 3. man, turn them and then your own with your left hand; the same forward, till you come to the bottome.

First man go about the 2. Wo. while his Wo. doth the like to the 3. man, they meet, and goe about one another and turne, taking hands, the same againe till they come to the bottome.

## Saint Martins

For foure



Meet all, two slips to the left hand, and two to the right, men turn single to the left hand and back again, while the We. turn the Co. way — Meet again, change places, then change with your own and turn S. —

Meet all a D. change places, Set and turne S. — That againe —

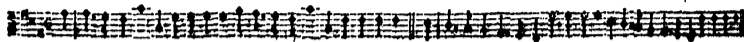
Meet all, take each others We. by both hands, two slips to the left, and two to the right, men cast off to yours, come to your places, We. following — Back all, change places with your own, men cross about each other, and fall back to your first places, We doing the like, not turn your faces —

Men back a D. We. turn S. men cross over, taking left hands, turne the Co. We. with the right and stay there — We. goe backe, men turn S. We. cross over, handing right hands, turn your own with the left —

Men meet and stand, We. as much, hands all, four slips half round and turn S. — We. meet, men meet, and four slips to your places, and turn S. —

Men honour, We. honour, right hands a crosse and go round — We. honour, men honour; left hands a crosse and goe half round — Fall all a brest to the presence.

Saturday night and Sunday morn *Long for as many as will* ☺ ☺ ☺ ☺



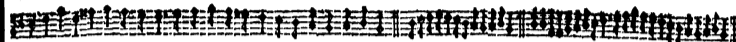
Lead up all a D. forwards and back ☺ That again ☺ Set and turn S. ☺ That again ☺

First and second Cu. goe about your owne, not turning your faces ☺ men the like about each other, and We. about each other ☺  
 First man and 2. Wo. change a cross, first Wo. and 2. man as much ☺ Each change with his owne set ☺ And so forward, the rest following in order.

First man take his Wo. in his left hand and lead her downward under the 2. Cu. Armes, lead up again, the 2. Cu. coming under your Armes ☺ First man take the 2. man by the left with his right, and calling off, come to your places, We. doing the like at the same time ☺  
 Change places with your owne, men change places, We. changing at the same time ☺ Change each with his owne Set ☺ And forward to the rest ☺

First Cu. and 2. meet, men hands, We. hands, lead to the wall ☺ Meet again, take your own We. and lead from each other.  
 Change with your owne, men change, and We. change at the same time ☺ Change again with your own set ☺ and so forward to the rest ☺

Stanes Morris *Longways for as many as will* ☺ ☺ ☺ ☺



Lead up all a D. forward and back ☺ That again ☺ All a D. to the left hand ☺ Back again ☺ Set and turn S. ☺ that again ☺

First man goe downe between the rest to the last Wo. ☺ Sides once with her ☺ Take her by one hand ☺ Then by the other ☺ Turne her halfe about, holding both hands and salute her, as much the other way ☺ Bring her up ☺

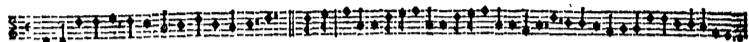
Lead up us at the first ☺ As at the 1 time ☺ As at the first time ☺

This as the 2. time ☺ As the 2. time ☺ As the 2. time ☺

Do thus till you have fetcht up all the We.

## Scotch Cap

Longways for six



Lead up, back again — That again — The two upper We. fall back,, and the two lower men fall back, crosse over, then the first man and the lower Wo. crosse over, then the two upper men fall back, and the two lower We. crosse over, then the other crosse over as before, this three times ov. r —

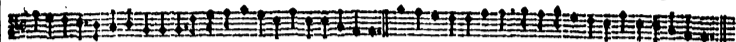
Sides — That again —

Three men and 3. We. joyning hands, fall all back, and meet all, men turn your faces one towards another, We. doing the like, the two ends on each side arms, while the middle with his own, then fall back, then turn your backs together, and every one turn his own.

Arms — That again —

Three men slip up, and 3. We. slip down, then the lower man give his right hand to the first Wo. and so go into your places by hands, then the We. slip up, and the men slip down, the first and last give hands, to your places as before —

## Step Stately A long Dance for 3, 5, 7, or 9. Couple



Lead up all a D. change places each with his owne, keeping your faces still to the presence, the men slipping behind the We. and the We. before the men, face all to the Wall — Men hands, and We. hands, first man and 2. Wo. lead all the rest round to the bottome, facing all to the presence —

The first man and Wo. being in the middle, lead up all a brest a D. and back — We. slip before the men to the right, and men behind the We. to the left, going a compasse to their places, as at first —

The first Cu. lead up a D. change hands, and lead down a D. — Take hands with the 2. Cu. and all four halfe round, first man and 2. Wo. change places —

The 2. We. lead up between the second, then crossing over, the first Wo. go behind the 2. man and the 2. behind the first — Men change over by the right hands, then giving left hands to their owne We. turn the first Cu. in the 2. place, and the 2. in the first —


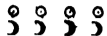
First Cu. crosse over, meet in the 2. place, change places — The three uppermost men, and the three We. hands, fall a D. backe, 2. and 3. Cu. change each with his own, while the 1. Cu. meet, then fall a D. back againe three and three —

Now standing as in Greenwood, the first man between the 2. and 3. Wo. and the first Wo. between the 2. and 3. man, the first Cu. lead up, cast off and meet below, whilst the 2. and 3. We. and the 2. and 3. man change places — The 1. Cu. being in the 3. place, armes whilst the other four take hands and go half round to the left —

Solomous Jigge

Longways for eight

(98)



Lead up all forward and backs, turne S. That againe

First C. cast off, meet below and come to your places between the rest. Last Cu. go up on the out side, and come downe to your places between the rest

Sides all, and turn single. That againe

First Cu. go downe between the rest, and come up on the outside. The last Cu. goe up between the rest, goe down on the outside

Armes all, and turne S. That againe

First Cu. go down the S. Hey on their own sides, and come up againe, the rest standing still

Shepherds Holyday, or Labour in Vain

(99)

Longways for six



Lead up all a D. back, crosse over. Lead down, back again, crosse over

The first man slip before the 2. man. while his first Wo. before the 2. Wo. then the last man slip behind the 2. man, while his Wo. behind the 2. Wo. then all six turn round about to the left hand into their places, then the last Cu. do as the first, and first as the last

Sides, back again, crosse over. That againe

Three men and 3. We. back, joyning hands, meet 3. men, hands and go round, We. doing the like, men and We. back as before and meet, hands backward and go round as before.

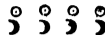
Arms as you sided

The first man crosse into the 2. Wo. place, and his Wo. into the 2. mans place, &c.

## The Slip

(100)

Longways for as many as will



Honour to the presence all — Honour to  
your owne —

The two first men hands, and the 2. first Wo. hands and fall back from each other, men and Wo. open, close againe, and change places each with his own — Fall back againe, open, close, and change places as before —

First man lead his Wo. down halfe way and honour to her — Lead her to the bottome, and honour to her —

Then take hands with the last man, his Wo. taking hands with the last Wo. fall back from each other, open, close, and change places as before, the foure upermost doing the like at the same time — That againe as at first —



The 2. man lead down his Wo as before —

This as before, the rest following in order.

## Tom Tinker

(101)

Longways for as many as will



Lead up all a D. change places with your Wo. keeping them still in your hand, faces downward — Lead downe a D. change places as before, facing to the presence —

First man slip down before the 2. man, then the 1. Wo. slip downe behind the 2. Wo. the 1. Cu. turn off round into the 2. place, and the 2. into the 1. place — The 2. Cu. do as much, to their places —

First man march toward the wall, his Wo. following him, while the 2. Wo. marches towards the other wall, the man following her, 1. man take his Wo. in his right hand facing to the presence, fall back a D. while the 2. man takes his Wo. in his left hand facing downward, falls backe a D. now the 1. Cu. being in the 2. place, and the 2. in the 1. meet and pass through, the 1. man cast off to the left hand, and fall into the 2. place of the two, side, his Wo. following him, while the 2. Wo. casteth off, and falls into the 1. place, her man following her —

First man and 2. Wo. crosse over, the first man going about the 2. man to his place, and the 2. Wo. about the 1. Wo. — First man and 2. Wo. take both hands, the 1. Wo. come in betweene your arms, the 2. man as much, kiss and arm each with his owne, the 1. Cu. in the 2. place, and the 2. in the first place —



Tutch and take

Longways for as many as will




Lead up all forwards and back, set and turn S. 1. That again 2. First Cu. cross over, and go each behind the 2. tutch them, set and turn single to them 3.

Lead them a D. downwards, back again, set and turn single 4. Then set the 3. Cu. face to face as they were before, and tutch each the third, set and turn S. to them 5. Then lead them down forwards and back, set and turn S. 6.

Then set them face to face, and tutch the next, do thus to the last, the rest follow and do the like.

Trenchmore

Longways for as many as will



Lead up all a D. forward and back 3. times, cast off, meet below and come up, do so 3. times: First Cu. go down under the 2. Cu. arms, the 3. come up under the first, do this forward and back twice or thrice.


First man set to the 2. Wo. then to his own, then to the 3. Wo. then to his own, then to the 4. Wo. then to his own, and so to all the Wo. and men, then your Wo. do the same: then arm them as you set to them arming your Wo. then your Wo. as much.

Lead up again, then turn your Wo. with your right hand, and the 2. with your left, your Wo. falling as you turn, till you come to your place, then your Wo. do the same, you following her, the rest doing these changes.

Upon a Summers Day

(104)

Longways for six



1. ad up all a D forwards and back, set and turn S. That again

The men take all hands, and the women hands, meet all a D. back again, the first on each side go under the others arms on their own side, and meet below Hands again, and the next Cu. as much Hands again, and the next Cu. as much

set and turn single That again

As before

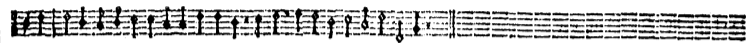
set and turn single That again

As before

(105)

Up Tails all

Round for as many as will



Lead in all a D. and back again, set and turn S. That again

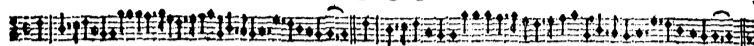
First Cu. lead through the 2. Cu. cast off and meet within, clap hands and arms And so forward to the next, the rest following in order

First Cu. lead through the 2. cast off and meet within, clap hands all four, hands a crosse all four, and round to your places, and so forward, &c.

First Cu. lead through the 2. Cu. cast off and meet within, clap hands all four, and hand round all four to your places, and so forward, &c.

## The Whish

Longways for six

(106)  


Lead up a D. forward and back, set and fall back  
 That again

The 2. man lead in the first man between the two first Wo. cast off, fall to your places, and armes. Then lead in the last man between the two last Wo. fall to your places, and armes. Then the middle Wo. do as much.

Sides all Set and fall back  
 That again

The 2. Cu. lead up between the first, cast off, fall to your places, turn your own. As much between the last Cu. Then lead between them as before.


Armes all, Set and fall back  
 That again

The 2. Cu. crosse over between the first Cu. crosse over again between them, fall to your places. Then as much between the last. Then lead in between them, as at the first.

## The Whirligig

Longways for six

(107)

Lead up all a D. forwards and  
 back. That again

The middle Cu. go up between the first, cast off, and come to your places again, then crosse over between them like the Figure of 8. to your places. Then as much with the last Cu. Cast off all, do thus.

Sides all. That again

The 2. man arms with the first Wo. and they three go the S. Hey, while the 2. Wo. turns the last man, and do the like with them. That again, the 2. Cu. changing their ends. Cast off all, do thus.


Arms all. That again

First four cast and come to your places, then take right hands a crosse, and go round to your places. As much with the last Cu. Cast off all, do this change.

## Woodcock

## Longways for six

(108)



Lead up a D. forwards and back .: That again .: Set and turn S. .: That again .:

The 3. Cu. lead up between the first, cast off and come to your places .: Lead down between the last Cu. and as much .: As before .:

Sides all .: That again .: As before .:

The 2. man crosse over, and go about the first Wo. while the 2. Wo. goes about the last man, and to your places .: Then the 2. man about the last Wo. while the 2. Wo. goes about the first man, and to your places .: As before .:

Arms all .: That again .: As before .:

Men the single Hey .: As before .:

Women the single Hey .: As before .:

The D. Hey all .: As before .:

## Under and over

## Longways for as many as will

(109)




Lead up a D. forwards and back, Set and turn S. .: That again .: First Cu. meet and back, turn once and a half by both hands .: Set each to the 2. and go back, turn by both hands .: Do thus to the last, the rest following.

Sides all, Set and turn S. .: That again .: The first and 2. on each side hands and go back, meet and crosse over, take hands behind you, go half round into each others places .: Do thus to the last.

Arms all, Set and turn S. .: That again .: First Cu. meet, fall back, and fall to the 2. place, Crosse over between the 2. C. .: Do thus to the last, the rest following.

L

Winnifreds Knot, or Open the door to three Round for as many as will



Hands and 2. D. round, Set and turn S. That again. Men meet, back again, go all to the left hand on the outside of the Co. We. Meet all again, back again, and go all on the outside of the next We. Doe thus till you come to your own places: then the We. as much.

Sides all, Set and turn S. That again. As before. W. beginning.

Armes all, Set and turn S. That again. As at the end.

Mr. Webbs Fancy

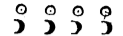
Longways for eight



Lead up a D. forwards and back. That again. Set and turn S. That again.  
 The 2. man and 3. Wo. change places, the 3. man and 2. Wo. change. The first foure and last foure hands and go round. Then change as before, and hands round as before.  
 Sides all. That again. Set and turn S. That again.  
 First and last Cu. meet your owne, while the other four go back, first and last Cu. meet, while the 2. Cu. slip up and the 3. down. First and last Cu. hands and goe round, while the other turn their own. Then do the same again.  
 Armes all. That again. Set and turn S. That again.  
 Men bands and goe round. We. as much. Men the S. Hey, while the We. do the like.

The Silver Faulken

Longways for as many as will



Lead up forwards and back. Set and turn ningle. That again. First Cu. go the S. Hey between the 2. and on the outside of the 3. come back between them into the 2. place, turn. As much with the next going on the outside first, do thus to the last, the rest following.

Sides all, set and turn S. That again. First Cu. change places, meet the 2. let them go between you, change with your own again. Do thus to the last, the rest following.

Arms all, set and turn S. That again. The 2. Cu. meet, while the first and 3. meet, the 2. meeting you, each three hands and go halfe round into each others places. Do thus to the last, the rest following.

**F I N I S.**

