

Wm. Chappell

The Contents of this edition are only the same as the edition  
of 1652 as far as p. 110. After that page all herein is added.  
The edition of 1652 has only 112 pages. "The Dancing Master"  
ends here at page 132, after which come the New Dances for  
the violin which were published separately by Playford  
under the title of Apollo's Banquet. This may therefore  
be considered as the first edition of that work.  
The Fiddle tunes are not included in any other  
edition of The Dancing Master. M

This is the third edition of The Dancing Master. It includes the first  
edition of "Apollo's Banquet for the Treble Violin", separately pagged,  
but not including the preliminary instructions for the violin  
which were given in the separate publication. W.C.  
These additional tunes are specified on the title page.

C. 31. 6. 11  
1665

## The Dancing Master :

Or, plain and easie *Rules* for the Dancing of *Country-Dances*, with the *Tunes* to each *Dance*.  
To which is added the *Tunes* of the most usual *French Dances*. And also other New and Pleasant  
*English Tunes* for the *Treble-Violin*.



London, Printed by *W. G.* and are sold by *J. Playford* and *Z. Watkins* at their Shop in the *Temple*. 1665.



## PREFACE.

**T**He Art of Dancing, called by the Ancient Greeks Orchestice, and Orchestis, is a commendable and rare Quality fit for Young Gentlemen, if opportunely and civilly used. And Plato, that Famous Philosopher thought it meet, that young ingenious children be taught to Dance. It is a Quality that has been formerly honoured in the Courts of Princes, when performed by the most Noble Hero's of the times! The Gentlemen of the Innes of Court, whose sweet and ayry Activity has crown'd their Grand Solemnities with admiration to all Spectators. This Art has been anciently handled by Athenæus, Julius Pollux, Cælius Rhodiginus, and others, who much commend it to be Excellent for Recreation, after more serious studies, making the body active and strong, graceful in deportment, and a quality very much becoming a Gentleman. Yet all this should not have been an incitement to me for Publication of this work, but that there was then a false and surreptitious Copy at the Printing Press, which if it had been published, would have been a disparagement to the quality and the Professors thereof, and a hindrance to the Learner: Therefore for prevention of all which, having at that time an excellent Copy by me, and the assistance of a knowing friend: I did venture this ensuing work to the publick view, and gentle censure of all ingenious Gentlemen, lovers of this Quality; whose favourable acceptance has mov'd me in this Edition, to make large Additions, correcting the errors which were in the former impression. Adding hereunto many New Corants and Tunes for the Treble-Violin; And for the more easie playing of the Tunes, barred every Semibrief. By which I hope it will gain your favourable acceptance, and also of the endeavours of  
Your Servant.

A

J. P.

## An Alphabetical Table of the Dances contained in this Book.

<p><b>A</b></p> <p>All in a Garden Green 1</p> <p>Aajous Saraband 2</p> <p>Al la Mode de France 3</p> <p>Ay me or the Symphony 4</p> <p>Argeers 5</p> <p>An old man is a bed full of Chesnut or Doves Figary 6</p> <p>bones</p> <p>Aberganie 117</p> <p>Althea 129</p> <p><b>B</b></p> <p>Blew Cap 7</p> <p>Boatman 8</p> <p>Begger Boy 9</p> <p>Bobbing Joe 10</p> <p>Bath 11</p> <p>Brooms 12</p> <p>Black Nagg 121</p> <p><b>C</b></p> <p>Confesse 13</p> <p>Chiroine of the Larke 14</p>	<p>Cast a Bell 15</p> <p>Chirping of the Nightingale 16</p> <p>Cherrily and merrily 17</p> <p>Country Coll 18</p> <p>Cuckolds all a Row 19</p> <p>of Chesnut or Doves Figary 20</p> <p>Chelsy Reach 21</p> <p><b>D</b></p> <p>Daphne 22</p> <p>Drive the Cold winter away 23</p> <p>Dissembling Love 24</p> <p>Dargason, or Sedary 25</p> <p>Dull Sir John 119</p> <p>Divils Ire me 125</p> <p>Duke of Lorains march 125</p> <p><b>F</b></p> <p>Fine Companion 26</p> <p>Fain I would 27</p> <p>Frier and the Nun 28</p>	<p><b>G</b></p> <p>Grimstock 29</p> <p>Greenwood 30</p> <p>Gnn 31</p> <p>Goddesses 32</p> <p>Graves Inne Mask 33</p> <p>Gathering of Pescods 34</p> <p>Glory of the West 35</p> <p>Ginny Pug 116</p> <p>Gelding of the Divel 122</p> <p>Gossips Frolick 130</p> <p><b>H</b></p> <p>Hit and misse 36</p> <p>Health to betty 37</p> <p>Have at thy Coat old woman 38</p> <p>Half Hannikin 39</p> <p>Hearts Ease 40</p> <p>Healthes 41</p> <p>Hockley in the Hole 42</p> <p>Hyde Parke 43</p>
--	--	--

## An Alphabetical Table of the Dances contained in this Book.

<p>Lady lye near me 59</p> <p>Lull me beyo: d i hee 60</p> <p>Lady in the Dark 120</p> <p>Lady Ban. w y 126</p> <p><b>M</b></p> <p>Mage on a Cree 61</p> <p>Milk: sons Jigg 62</p> <p>Merry milke Maids 63</p> <p>Mill field 64</p> <p>Maid peept out 65</p> <p>Mayden lane 66</p> <p>Milk maids Bobb 67</p> <p>Mundesse 68</p> <p>Merry Conceit 123</p> <p><b>N</b></p> <p>Night Piece 69</p> <p>Ne o Exchange 70</p> <p>None such 71</p> <p>Newcastle 72</p> <p>New New Nothing 73</p> <p>New Bo peep 74</p>	<p>New New Exchange 124</p> <p><b>O</b></p> <p>Old Mole 75</p> <p>Once I lov'd a Maiden 76</p> <p>Open the dore to three 110</p> <p>Oringes and Lemons 131</p> <p><b>P</b></p> <p>Parsons Farewell 77</p> <p>Picking of Sticks 78</p> <p>Pepper's black 79</p> <p>Petticoate Wag 80</p> <p>Pauls Steeple 81</p> <p>Punks Delight 82</p> <p>Parsons on Dorothy 83</p> <p>Pauls Wharfe 84</p> <p><b>R</b></p> <p>Rose white and red 85</p> <p>Row well ye Marriners 86</p> <p><b>S</b></p> <p>Stings or the Oyle of Bar-loy 87</p>	<p>Saraband 88</p> <p>Spanish Jeepsie 89</p> <p>Scellamefago 90</p> <p>Spaniard 91</p> <p>Souldiers Life 92</p> <p>S: int Martins 93</p> <p>Saturday night, &amp;c. 94</p> <p>Stanes Morris 95</p> <p>Scotch Capp 96</p> <p>Step Stately 97</p> <p>Solomons Jigg 98</p> <p>Shepherds Holiday 99</p> <p>Slipp 100</p> <p>Simple Simon 114</p> <p>Spring Garden 115</p> <p>Smiths Rant 118</p> <p>Sellengers Round 132</p> <p><b>T</b></p> <p>Tom Tinker 110</p> <p>Touch and take 102</p> <p>Trenchmore 102</p>
--	--	--

A Table of the *Tunes of the French Lances* and other New Tunes for the Treble-Violin added at the end of this Book.

Corant La Mousfer	1	Highlanders March	22	Glory of the Kitchin	43	Princesse de Orlance	67
Corant La Marquifs	2	The Glory of the North	23	Duke of York's March	44	New La Dutchesse	68
Corant La Shabor	3	Scotch Frick	24	On the cold ground	45	The Galliard	69
Corant La Vinnone	4	Lord Monk's March	25	A new Figg	46	The Fig to the Galliard	70
Corant La Midleburg	5	Washington's March	26	The New Figgary	47	The New Corant	71
Corant La Monntague	6	Glory of the Sun	27	Old Marrinet	48	La Buckingham	72
Corant La Altes	7	Porters Dream	28	A Gavot	49	Corant La Madam	73
Corant La Bovonet	8	Moulson's Figg	29	The Runing Bore	50	Corant Madam Mazel	74
Corant La Princesse	9	Scots Rant	30	Four several Sarabands	54	The Queens Delight	75
Corant la Fontain Blu	10	Parthenia	31	The Trickittees	55	Antick Dance	76
Corant la Dutches old	11	The Kings Delight	32	The new Gavot	56	A Figure Dance	77
Saraband Moline	12	Simerons Dance	33	The old Bore	57	A Figg	78
Doves Catastrophe	13	Antick Dance	34	A Gavot	58	A Chiconi	79
Italian Kant	14	Freemans Figg	35	New Marrinet	59	A Gavot	80
The Apes Dance	15	Coxes Figg	36	New Metar	60	A new Dance	81
Maheney a new Dance	16	Saraband new	37	Bore de baptist	61	La Ragon	82
New Rant	17	A Morisco	38	Bore Daniel Le tar	62	A Fig	83
The Waiss	18	Walingford house	39	The Kings Bore	63	A Dance	84
Lady Nevills Delight	19	Singleton's Slipp	40	The Queens Delight	64	A Country Dance	85
Mardike	20	Amarillis	41	Bore Pickadilla	65		
Porters Rant	21	Black Tach	42	La Cobleu	66		

A TABLE explaining the Characters, which are set down in the Rules for Dancing.

<del>.....</del>	
D.	Is for Double. A Double is four steps forward and backward closing both Feet.
S.	Is for a Single. A Single is two steps closing both Feet.
	Set and turn single. Is a Single to one hand, and single to the other, and Turn Single.
Wo	Stands for Woman.
We.	Stands for Women.
Cu.	Stands for Couple.
Co.	Stands for Contrary.
2.	} Stands for } } Second. } Third. } Fourth.
3.	
4.	
	This is for a Strain play'd once.
	This is for a Strain twice.
	These two Characters express the Figure of the Dance.
o	This stands for the Men.
o	This stands for the Women.

*Musick Books lately Printed and Sold by John Playford and Zach. Watkins at their Shop in the Temple.*


1. **S** Ele& Ayres and Dialogues for One, Two, and Three Voyces, Composed by Dr. *Wilson*, Dr. *Colman*, Mr. *William*, and Mr. *Henry Lawes*, and other Eminent late Masters.
2. Mr. *Richard Deering's* Latin Hymns with *Halleluias* for Two and Three Voyces to the Organ.
3. Mr. *William Child* his Psalms for Three Voyces to the Organ.
4. Mr. *Walter Porter* his Psalms for Two Voyces to the Organ.
5. *Musicks Recreation* on the *Lyra Viol* containing 150 Choice Lessons and Instructions for the *Lyra Viol*.
6. Mr. *Mitche Lock's* Consort of Three parts for *Violls* or *Violins*.
7. *Courtly Masquing Ayres, Corants, Sarabands, and Jiggs*, of two Parts Treble and Basse for *Violls* or *Violins*.
8. *Musicks Handmaid*, presenting New and Pleasant Lessons for Practitioners on the *Virginals*.
9. *Musicks Solace* containing Lessons and Instructions for the *Citren* and *Gittern*.
10. A Brief Introduction to the Skill of Musick both Vocal and Instrumental.
11. A Book of Rounds and Catches for Three or Four Voyces newly printed with Additions.

*Porters Row Black Star*

(1)

All in a Garden Green

Longways for six



Lead up all a D. forwards and back, set and turn S. ◡ That again ◡

First man shake his own Wo. by the hand, then the 2. then the 3. by one hand, then by the other, kisse her twice and turn her ◡ shake her by the hand, then the 2. then your own by one hand, then by the other, kisse her twice and turn her ◡

Sides all, set and turn S. ◡ That again ◡

This as before, the We. doing it ◡

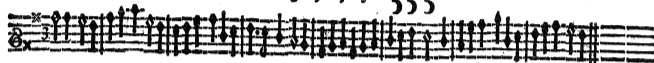
Arms all, set and turn S. ◡ That again ◡






This as before, the men doing it ◡



B



(2)






## Adfons Saraband

Longways for six 

Lead up all a D. forward and back, set and turn S.  That again  Men go a D. from your We. to the Wall, come back to your We. set and turn fingle  Then the Women as much  

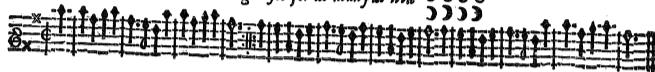
Men go all down while the Women go up, men slip to the right hand, and We. to the left, fall even to the Co. side, set and turn S.  All this again, the Co. way to your places, set and turn fingle 



First Cu. go down betwixt the 2. they coming up, the third come up between the first, then the 2. come to their places between the third, set and turn S.  All this back again, to your places 

Go all to the left hand cross the Room, set and turn S.  First and last on each side meet and go back, turn each other, the second turning his own  Change all places with your own, set and turn fingle  First Cu. lead down between the rest, come with a Compass to your places, the rest following  






(3)

## Al la Mode de France

Longways for as many as will 

Lead up all a D. and back, this again  Set and turn fingle, this again 

First Cu. meet, take take both hands, and fall in between the 2. Cu. each of you turn your face towards them, and put them back, you meet the two men and We. all four fall back, and turn your Woman: So to all.

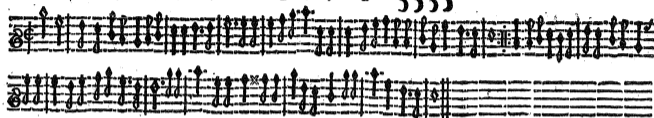
Sides all to the right and left, and turn S. this again  Then fall all into one File, each Wo. behind her own man     Then arms all with your own by the right and left, and remain in the same Figure, then men fall off to the right, and We. to the left hand, fall back into the same Figure, then men to the left, and We. to the right, and back again into the same Figure, then the first man fall into his first place, and his Wo. the like, so the rest one after another, then the first man take his Wo. by the hand, his left hand to the 2. Wo. the right to the 3. and so forward, his Woman doing the like on the other side, untill you all meet again in your places.



(4)

Ay me, Or the Symphony

Longways for eight



Lead up all a D. forward and back, back men, back We. turn S. o All that again :

First Cu. and last cast off and fall into the 2. and 3. place, change with your own, go on the outside into the first and last place again, then crossing over go on the outside into the 2. and 3. place, and in doing it the men take the other men by the hands, and turn them about into the first and last place, We. doing the like with the We. the other four as much :

Sides all into each others places, back men, back We. turn S. o This again :

The first Cu. open, the 2. close, the 3. open, the 4. close, all at once, the first Cu. fall back into the 2 place, whilst the 3. falls back into the 4. the 2. slipping up into the 1. and the 4. into the 3. place, thus back again into your own places. Face downward, and all this again :


Arms as you sided :

First Cu. & last meet, go through, change places with your own, the 1 man take the 4 by the left with his right, & turning off to the left, change places with him, & stay in the 2 & 3 place, change with your own whilst the wo. do the like : The other 4 as much :

(5)

Argeres

For four



Meet all, take each others Wo. by both hands, two slips to the left, and two to the right, change places, turn your own once and a half o Meet again, turn each other Wo. to your places turn your own :

Men change places, we. change places, set and turn S. o we. change places, men change places, set and turn S. :

Lead each others Wo. to the left hand, fall a D. back, and turn your own o Back, all meet again, set and turn S. :

Men go to the right hand, and back again, the we. going to the left, turn each others Wo. meet and back, men go the S. Hey, and to your places :

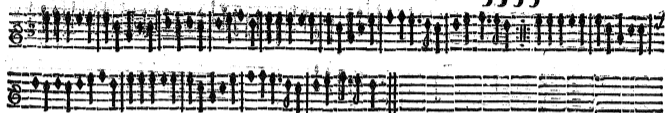
Put each others Wo. back by both hands, slip to the right hand fall down on the contrary side, set and turn S. o slip between each other to your place, put them backward and forward by both hands, set and turn S. :

One man cast off with the Co. Wo. the other following, then they cast off the other way, the other following, to your places o Then half the S. Hey, your own, fall all a breast to the presence :

B 3

(6)

An old man is bed full of bones Longways for as many as will



Lead up all a D. forward and back, set and turn S. That again.

First man lead down his Wo. between the rest a D. forward and back, then lead her to the lower end, and turn her and leave her. Bring up the last Wo. in the same manner. Then the last man do the like and fetch his own.

Sides all, set and turn S. That again.

This as before, onely crossing both hands in the middle.


Arms all, set and turn S. That again.

This as before, holding your Wo. by one hand, and let her turn under your arm, and kiss her.

(7)

Blew Cap.

Longways for six



Lead up all a D. forwards and back. That again.

First man set to his own, the last man to his own, the 2. man salute his own and turn her. That again, the last man beginning.

Sides all. That again.

First man set to his Wo. the 2. man as much, third man salute his own and turn her. That again, last man beginning.


Arms all. That again.

First man and last Wo. change places, first Wo. and last man change, middle man salute, and turn his own. All this again, to your places.

(8)

Boat-man

Longways for six



+  
a bear  
wanting

Lead up a D. forwards and back, set and turn single. That again.

First Cu. and 2. man the S. Hey, while the other three do the like, come to your places and turn your own. All that again, the 2. Cu. changing their ends.

Sides all, set and turn S. That again.

The 2. man and 1. Cu. hands and go half round, while the other do the like, fall all back, then turn your own. That again, the 2. Cu. changing their ends.


Arms all, set and turn S. That again.

First and last man and 2. Wo. hands and go round, the 2. man turn his own Wo. First and last Wo. and 2. man hands and go round, the 2. man turn his Wo.

(9)

The Begger Boy

Longways for six



Lead up all forwards and back. That again.

First and last on each side to the wall, while the 2. Cu. meet, back all to your places, men hands and go half round, we. doing the like. All that again.

Sides all. That again.

First and last meet and change places, while the 2. Cu. go back and meet, first 4. hands and go round, while the other set and turn S. All this again.

Arms all. That again.

Back all a D. meet half the S. Hey. That again.

(10)

## Bobbing Joe

Longways for as many as will



Lead up forwards and back • That again ∴

Set and turn S. • That again ∴

First Cu. slip down between the 2. they slipping up •  
Then they slip down • Hands and go round ∴

The first 2. men snap their fingers, and change places • Your We. as much ∴ Do these two changes to the last, the rest following.

Sides all • That again ∴

Set and turn S. • That again ∴

First two on each side, hands and go back, meet again •  
Cast off and come to your places ∴

First four change places with your own • Hands and go half round ∴ These changes to the last.

Arms all • That again ∴

Set and turn single • That again ∴

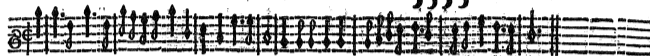
Men back a D. meet again • We. as much ∴

First Cu. change with the 2. on the same side • Then change with your own ∴ These changes to the last.

(11)

## The Bath

Longways for as many as will




Lead up all forwards and back, set and turn S. • That again ∴ First Cu. back a D. slip into the 2. place on the outside, hands all four, and go round. Do thus to the last.

Sides all, set and turn S. • That again ∴ The first four meet and cross over, go half round to the right hand into each others places ∴ Do thus to the last.

Arms all, set and turn single • That again ∴ The 2. first men meet and change places, the Women as much, then 2. slip down, and the first up, then the first down, and the 2. up ∴ Do thus to the last, the rest follow in order.

(12)

Broom ☺ The bonny bonny Broom For eight ☺☺☺☺



Lead up all a D. forward and back, the first four cast off and come to your places, the last four do the like. Lead down and as much. First and 3. Cu. meet and go back, hands and go round. The other four as much.

Sides all, set and turn S. That again. The two first men hands and change places, the last 2. men change, We. doing the same, set and turn S. All that again.

Arms all, set and turn S. That again. the 2. and 3. on each side lead to each wall, while the first Cu. lead up, and the last lead down: change hands and meet; hands all and half round. All that again.

(13)

Confesse

Longways for six ☺☺☺



Meet all a D. back again. That Men go between the we. on your left hand, leading them from the other, change hands, meet again, turn them you meet. Lead your own Wo. from each other, meet again, turn them as you meet.

Go all cross the Room to the left hand. Back again. One man go forwards alone, take one wo. with one hand, then the other, hands all four, and go round. The other as much.

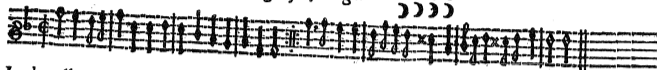
Go all cross the Room to the right hand. Back again. The two Wo. at each end lead to each wall, while one man goes up and the other down, the 4. We. meet, hands and go round, men turning S. Go all as before, men hands and go round, We. turning single.

Meet all as at the first. The men lead the We. at one end to the wall and back, while the other We. go up on the outside, and come each under the others arms, and turn each other, men turning each a Wo. as much with the other We.

(14)

Chirping of the Larke

Longways for eight



- |  |  |
|--|--|
| Lead up all a D. forwards and back . That again :      | Set and turn S. . That again :           |
| First man sides with your own Wo. sides with the Co. : | Turn the third Wo. . Bring up the last : |
| Lead up as at the first time :                         | As at the first time :                   |
| This as the second time :                              | As the second time :                     |
| Lead up as the first time :                            | As the first time :                      |
| This as the second time :                              | As the second time :                     |
| Lead up as the first time :                            | As the first time :                      |
| This as the second time :                              | As the second time :                     |


(15)

Cast a Bell.

Longways for as many as will



- |  |  |
|--|--|
| Lead up all a D. forwards and back, set and turn S. . That again : | First Cu. change places, set and turn S. . First man lead your own and the 2. Wo. forwards and back, bring the two Wo. under your arms, leave her, and turn your own . Do thus to the last, the rest following and doing the like. |
| Sides all, set and turn S. . That again :                          | First Cu. change places, set and turn S. . First Cu. meet the 2. Cu. lead each others Wo. to each wall, meet your own and turn them . Do thus to the last, the rest following.   |
| Arms all, set and turn S. . That again :                           | First Cu. take both hands, slip down between the 2. Cu. cross and turn each one of them with your right hands, fall to your own side in the 2. place . Do thus to the last, the rest following.                                    |

Chirping of the Nightingale *Round for as many as will*

Take hands and 2. D. round • Back again ∴

First man lead his wo. a D. forwards to the man on your right hand, let go your Wo. and the man with your left hand, she going back, then go back your self, they two leading to you, and turn all three single ∴

Then you three take hands and go round • Back again ∴

This as before •

Then lead a D. forward and back to the Woman ∴ That again ∴

This as before •


Then you three hands and go round • Back again ∴

This as before •

Do thus to all the rest, they following and doing the like.

## Cherrily and merrily

Longways for eight: ○○○○



Lead up all a D. forwards and back ∴ That again ∴ Set and turn S. • That again ∴

The. 2. man and 3. wo. change places, the 3. man and 2. wo. change. • The first 4. & last 4. hands & go round ∴ Then change as before, and hands round as before ∴

Sides all • That again ∴ Set and turn S. • That again ∴

First and last Cu. meet your own, while the other 4 go back Then do the same again ∴

First and last Cu. meet, while the 2. slip up, and the 3. down •


First and last Cu. hands and go round, while the other turn their own ∴

Arms all • That again ∴ Set and turn S. • That again ∴

Men hands and go round • We. as much ∴ Men the S. Hey, while the We. do as much ∴

## The Country Coll

Longways for as many as will



Lead up all forwards and back . That again .

Set and turn S. . That again .

First four meet your own, change places with them . First man change with the 2. Wo. first Wo. change with the 2. man .

As before . Do this change to all.

Sides all . That again .

Set and turn S. . That again .

First Cu. fall into the 2. place, change places with your own . Then turn each the 2. change with your own again .

As before . Do this to the last.

Arms all . That again .


Set and turn S. . That again .

First 4. go back from your own, meet again, take both hands . First man put his Wo. back, the other going Co. all into each others places .

As before . Do this change to all.

## Cuckolds all a Row

For four



Meet all forwards and back . That again .

Turn back to back to the Co. We. faces again, go about the Co. We. not turning your faces . Turn back to back to your own, faces again, go above your own not turning faces .

Sides all with your own . Sides with the Co. .


Men change places, we. change places, hands all, go round . we. change places, men change places, hands all and go round, to your places .

Arms all with your own . Arms with the Co. .

Men put the Co. we. back by both hands, fall even on the Co. side, men cast off to the right, your We. following come to the same place again . put them back again, fall on your own side, men cast off to the left hand, and come to your places, the We. following .



## Chestnut (or Doves Figary)

Longways for six 

Lead up all a D. and back ◡  
That again ◡

Men fall back, and We. at the same time, change places each with his own, men hands round. to your places, and We. at the same time, men being on the We. side, and We. on the mens side ◡ Back again to your places ◡



Arms all ◡ That again ◡

Fall back and change places as before, men the Hey and We. at the same time the first Cu. staying in the last place ◡ This back again ◡

Sides all ◡ That again ◡

Fall all back and change places as before, the first man lead down his Wo. the rest following him, stay in the last place ◡ This back again, but cast off in stead of leading between the rest ◡

## Daphne

Longways for eight 

Lead up all a D. forward and back ◡  
That again ◡

First man put back his Wo. by both hands down between the rest ◡ That back again ◡

First Cu. cross over. fall into the 2. place cross again, fall into the third place; cross again, fall to the lower end ◡ All this back again ◡

Sides all ◡ That again ◡

As before ◡

As before ◡


Arms all ◡ That again ◡

As before ◡

As before ◡

(22)

Drive the cold Winter away Longways for as many as will



Lead up forwards and back • That again ∴

First man back a D. then go down between the rest, and turn the last Wo. but one, then men the last, and stay there while the other men go between the 2. and the third We. and go toward the left hand, and fall down to the first man • First man back, then go up between the rest, turn the second Woman, then the first, while the men go between the two last We. turn towards the right hand, and go up to your places.

Sides all • That again ∴

This as before, the We. doing it ∴


Arms all • That again ∴

As at the first ∴

(23)

Dissembling Love

Longways for six



Lead up forward and back • That again ∴

First Cu. cross over, and fall into the 2. place, cross again and fall into the last place • Every Cu. do thus ∴

Sides all • That again ∴

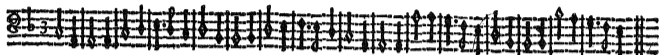
Half the single Hey on each side, set and turn S. • All do this change ∴

Arms all • That again ∴

Men hands and go half round, Women as much • All do this change ∴

(24)

Dargason, or the Sedany For as many as will, standing thus ○○○○○○○




First man and Wo. sides once, set and turn S. • Pafs forward each to the next sides, set and turn S. ∴ As much to the next ∴ And so forward and back till you come to your places where you began.

Arms all, as you sided, till you come to your own places.

The single Hey all handing as you pafs till you come to your places.

(25)

Dull Sir John A Square Dance for eight thus,



The first Cu. lead in and c ft off to yur places, the man going between the 2 Cu. & the Wo. between the 4. and 3. Cu. as much • the 2. as much, and the 4 as much ∴ The first and 3 man change places across, their We. as much, hands all four either round or across, and go round to your places • The 2. and 4. Cu. as much ∴ And fall the last four the men behind the We. ∴

The 4. and 2. men standing behind their We. the first Cu. pafs into the 3. place, the man going between the 2. Cu. and the Wo. between the 4. whilst the 3. Cu. lead right over to your places, the We. who stand before and fall into the first place, this back again to your places, the first Cu. doing as the 3. their men leading it • The other four did, and the 3. as the first. the 4 as much ∴ as much ∴

Men call off, and going on the outside your own We. First & 3. Cu. meet, go about each other, We. back to back, nor turning your faces, give right hands to the Co. We. & left hands to your own, and so stay fall into each others places, We. as much, men as much again, We. as much ∴ in your own places as at first, the other four doing the like ∴

The fine Companion

(26)  
Round for eight



Hands all and meet a D. back again, set and turn S. That again. Men meet and go back, we as much, men meet, hands and go round. we. meet and go back, men as much, we. hands and go round.


Sides all, set & turn S. That again. The 2. Cu. against each other meet and back, the other 4. as much. The first 4. hands and go round. That again, the last 4. beginning.

Arms all set and turn S. That again. Men meet turn back to back, the we. go round about, the men to their places. we. meet, turn back to back, men go about the we.

(27)



Faine I would A Square Dance for eight thus,



The 1. and 3. Cu. meet, the 2. and 4. falling back, the 1. and 3. Cu. fall back, four a breast, the 2. man and 4. wo. with the 1. Cu. the 4. man and 2. wo. with the 3. the 1. man and 3. wo. the 3. man and 1. wo. arms and fall into the 4. and 2. places, whilst the 2. man and 4. wo. the 4. man and 2. wo. arms behind and fall into the 1. and 3. places. The other as much. As in Oxford.

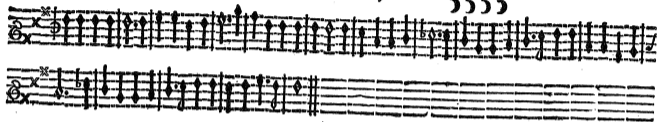
Lead all out, lead all in again, 1. man and 4. wo. the 1. wo. and 2. man change places by both hands, the other doing the like, then the 1. man and 1. wo. the 2. and 4. wo. change by both hands, the other 4. doing the like. then each man hands with the Wo. on his left hand lead out and in as before, changing places, back as before.

Sides and change places as before. Sides again, & change places, back again. The 1. and 3. Cu. cast off, and come into your places all again the 4. wo. following the 1. man, the 2. man the 1. wo. the 2. wo. the 3. man, the 4. man the 3. wo. the uppermost and lowermost 4. hand round to your places. The 2. and 4. Cu. cast off, and the other follow, to your places 4 and 4. of each side, hands round, to your places.

Arms & change as you filed. That again to your places. The 1. and 3. Cu. meet, turn back to back, the other 4. hands about them, and go round to the right and fall into each other's places, the 2. and 4. wo. into the 1. place, the 4. man and 2. wo. into the 3. place, the 1. man and 3. wo. to the 4. place, the 3. man & 1. wo. to the 2. place. other 4. as much.

## The Friar and the Nun

Longways for as many as will




Lead up men a D. turn round, We. go up a D. and turn single: We. go down a D. and turn single, men down and turn S. :

The 2. uppermost men fall back and turn S. We. as much, changing over with your own, men change, We. change at the same time, then each change places with his own. Do thus to all, the rest following :

First and 2. man change places by both hands, We. as much. Men and We. meet sidewayes, turn all . hands and go half round, turn S. hands and go half round, turn S. :

## Grimstock

Longways for six



Lead up all a D. forwards and back, set and turn S. That First Cu. go down between the 2. the third come up between the first. This forwards and back, to your places :

Sides all, set and turn S. That again :

First Cu. go down under the 2. Couples arms, the 3. come up under the first. This forwards and back, to your places :


Arms all, set and turn single. That again :

First Cu. change places, and go down the S. Hey. And come up the S. Hey on her own side :

Greenwood

(30)

For six



Meet all back again, set and turn S. • Lead from each other, change hands, meet again, set and turn S. •

The middle Cu. fides, while the 2. men fide with each other, & the 2. we. fides, set all and turn S. • Men fides with the we. on the left hands set and turn S. • As much with the we. on their right hands, set and turn S. •

Meet all as at the first • Arms all as you fided •

Meet all as at the first • Each three as you stand hands and go round, set and turn S. • The middle man take the two on his left hand and go round while the other do the like, set and turn S. • As much with the two on the right hand the other doing the like •

Meet as at the first • Then the S. Hey all as ye handed round •

Meet as at the first • Men hands and go round, set and turn S. • We. as much •

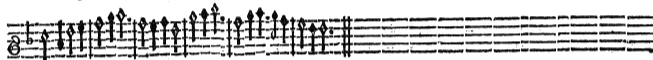
Meet all as at the first • Men the S. Hey • We. as much •

Meet all as at the first •

(31)

The Gun

Longways for as many as will



Lead up all a D. forward and back set and turn S. • That again •

First 4 go back from your own, meet again, first man and 2. Wo. change places, first wo. and second man change, then change both with your own • As much with the next, and so to all.

Sides all, set and turn S. • That again •


First 4. hands and go round, first Cu. meet, slip down between the second, turn S. Do thus to the last, the rest following.

Arms all, set & turn S. • That again •

First 2. men hands and change places, We. as much, take right hands across and go round • Do thus to the last, the rest following.

Goddeffes

Longwayes for as many as will



- |   |   |
|---|---|
| Lead up all a D. forward and back . That again :      | Cast off, meet below . Cast off below, meet above : |
| Men go down on the outfides of the We. . Back again : | This as before :                                    |
| We. as much :   | This as before :                                    |
| Men go quite round about the We. :                    | This as before :                                    |
| We as much :  | This as before :                                    |
| Men take hands and go round . Back again :            | This as before :                                    |
| We as much :  | This as before :                                    |
| Take all hands and go half round, back again :        | This as before :                                    |
| Men the S. Hey :                                      | This as before :                                    |
| We, as much :   | This as before :                                    |
| Then D. Hey :   | This as before :                                    |

Graves Inne Mask

Longwayes for eight.


*a bar. circle*



- |   |  |
|---|--|
| Lead up all forwards and back, fcs and turn S. . That again : | All a D. to the left hand . Back all . Change places :         |
| Sides all, set and turn S. . that again :                     | As before : As before :  |
| Arms all, Set and turn S. . That again :                      | As before : As before :  |
| Honour all, salute :  | Turn your own . Men the S. Hey . We. change places . as much : |
| As before :   | As before :  |
| As before :   | As before :  |

## Gathering Peascods

Round for as many as will



Go all 2. doubles round, turn  
S. That back again

Men hands, and go round in  
the inside, and come to your  
places We. as much

Meet and clap hands, We. as much, while the  
men go back, inen meet again & turn S. we.  
meet, men meet, while the we. go back, we  
meet again and turn S.

Sides, turn S. That  
again

As before, the we. going  
frist

As before, the we. meeting first


Arms all, turn S. That  
again

Men hands as at the first.

Men meet as at the first time

## The Glory of the West

For four

*Shall's mother, shall's?*

Meet a D. fall back, open and close  
fall back a D. meet, open, and close

Back men, we. turn S. back we. men turn S. men cross over, we. cross  
over, hands round, and go half to your places.

Sides with the Co. We. set to them  
Sides with your own wo. set to her

Men turn off to the left hand, and fall behind your we. back to back,  
turn back again to your place, we. as much, change places round  
till you come to your own places, then take right hands across,  
and go round to your places

Arms as you sided


Men meet, we. meet, and give right hands across, men go under their  
arms to your own places, men hands across, and we. go under as the  
men did, men right hands to the Co. we. then left hands to their own,  
and fall into the contrary places, hand in a ring and go half round to  
your places, falling all a breast to the presence



Hit and Miss

(36)

For four



Meet all a D. back again  $\circ$  Meet all again lead each others Woman  
 That again  $\circ$  a D. to the left hand  $\circ$  Change hands,  
 meet again, take your own We. and to  
 your places. The single Hey all four  $\circ$

Sides all  $\circ$  That again  $\circ$  As before  $\circ$

Arms all  $\circ$  That again  $\circ$  As before  $\circ$

(37)

A health to Betty

Longways for as many as will



Lead up all a D. forwards and back, set and turn S.  $\circ$  That again  $\circ$  First Cu. fides, turn her once and a half  
 about  $\circ$  Sides each with the 2. and turn them  $\circ$  Do thus to the last, the rest following and doing the like.


Sides all, set and turn S.  $\circ$  That again  $\circ$  First Cu. meet a D. back again, fall into the 2. place, and turn your  
 own  $\circ$  Do this change to the last, the rest following,

Arms all, set and turn S.  $\circ$  That again  $\circ$  First Cu. go a D. back, meet again, take both hands, slip down be-  
 tween the 2. turn S.  $\circ$  Do thus to the last, the rest following.

E

(38)

Have at thy Coat Old Woman Longways for as many as will




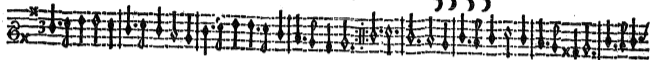
Lead up forwards and back, set and turn single. That again. First Cu. lead a D. forwards and back to the 2. cross and turn each the 2. then turn your own in the 2. place. Do this change to the last, the rest following and doing the like.

Sides all, set and turn S. That again. First Cu. cross over, and go each behind the 2. and peep three times, then turn your own in the 2. place. Do this change to the last, the rest following.

Arms all, set and turn S. That again. First Cu. cross over, and go between the 2. then cross over again like the Figure of 8. falling into the 2. place. Do thus to the last, the rest following.

(39)

Half Hannikin Longways for as many as will



Lead up all a D. forwards and back. That again.

Sides all. Turn your own. First man stand alone, and the last wo. stand alone, the rest of the men take all the next We.

Lead up as before.

Sides all. Turn your We. First man take the 2. man with his left hand, last Wo. taking the next Wo. with her right hand.




Lead up as before.

Sides all. Turn your We. Then the 2. man stand alone, the first taking the third man, the last Wo. take the next. Change thus every time till you come to your own places.




Hearts-ease

For four  






Meet all a D. fall back a D.  That again  Men fall back from your We meet again and turn Co. once round with their right hand  All fall back from the Co. they turn, meet again and turn your own with the left hand.





---


Sides all with your own, then with the Co. As before   That again 



---

Arms all with your own  That again with As before  the Co. and fall back from your own first, as before 


The Health

Longways for eight.    





Lead up all a D. and back, set  That again 



---

First Cu. and last meet, turn back to back, cast off, and going on the outside, the other four come to your places on the inside, the other as much 



---

Hands all backwards, and go half round to the right, set  That back again 





---

First Cu. and last meet, turn back to back, hands backward round to your places  The other four as much 

---

Change places with your own by both hands, then 1. and 2. the 3. and 4, man change, so the We. doing the like, set  Change back again to your places 

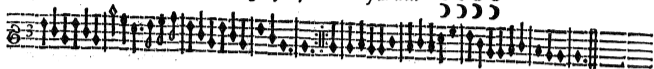
---

First and last Cu. meet, clap hands, hands across round to your places  The other four as much  (or this last passage thus) First man and last wo. meet, and give right hands, first wo. and last man the like, then holding hands across, go round to your places  The other four as much 

(42)

### Hockley in the Hole

*Longways for as many as will*



Lead up all forward and back . That again :

Set and turn S. That again :

First man and last Wo. meet and go back .

This as the first time :

The first Wo. and last man as much :

First man arms with the last Wo. and back again to his place .

As before :

First Wo. and last man as much :

First go down to the last wo. Bring her up :

As before :

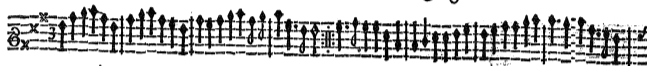
Last man come up to his own Wo. Lead her down, the first Cu. following, and fall hindermost :

As before :

(43)

### Hide-Park

*A Square Dance for eight thus,*



First and 3. Cu. meet and fall back .  
The 2. and 4. as much :

First and third men take their wo. by both hands, and meet side ways, the first man take the third wo. by both hands, & slide through the 4. Cu. & cast off to your places, whilst the first wo and the third man do the like . The 2. and 4. Cu. the same.

This as before :

The 2. and 4. man change places with their We. holding hands, whilst the first man and Wo. cross over, and going on the outside under their arms, come the man into the Wo. place, and wo. into the mans place, the 3. Cu. doing the like . Then the other four doing the like :

This as before :

Men go on the inside of your own We. and on the outside of the next, and so round to your places . Then the We. as much :