

The Dancing-Master :

Or, Directions for Dancing, *Country Dances*, with the *Figure* and *Tunes* to each *Dance*.

The **FIFTH EDITION**, with Additions.



LONDON, Printed by *W. Godbid*, and are to be sold by *John Playford* at his Shop in the *Temple*, 1675.

110



110

P R E F A C E.



THE Art of Dancing, called by the Ancient Greeks Orchestice, and Orchestis, is a commendable and rare Quality fit for young Gentlemen, if opportunely and civilly used. And Plato, that Famous Philosopher thought it meet, that young ingenious Children be Taught to Dance. It is a Quality that has been formerly honoured in the Courts of Princes, when performed by the most Noble Hero's of the Times, The Gentlemen of the Inns of Court, whose sweet and airy Activity has crowned their Grand Solemnities with admiration to all Spectators. This Art has been anciently handled by Athenæus, Julius Pollux, Cælius, Rhodiginus, and others, who much commend it to be Excellent for Recreation, after more serious Studies, making the body active and strong, graceful in deportment, and a quality very much befitting a Gentleman. Yet all this should not have been an incitement to me for Publication of this Work, (knowing these Times and the Nature of it do not agree,) But that there was then a false and surreptitious Copy at the Printing Press, which if it had been published, would have been a disparagement to the Quality and the Professors thereof, and a hindrance to the Learner: Therefore for prevention of all which, having at that time an excellent Copy by me, and the assistance of a knowing Friend; I did venture this ensuing Work to the publick view, and gentle censure of all ingenious Gentlemen, lovers of this Quality; whose favourable acceptance, has mov'd me in this Edition, to make large Additions of new Dances, correcting the errors both of the Tunes and Dances, which were in the former impression. And for the more easie playing of the Tunes, barred every Semibreif. By which I hope it will gain your favourable acceptance, and also of the endeavours of Your Servant,

An Alphabetical Table of the *Dances* contained in this Book.

A		C		E	
<i>Argeres, or the Wedding night.</i>	19	<i>Black Jack.</i>	138	<i>Drive the cold winter away.</i>	38
<i>Alshea.</i>	24	<i>Buff-Coat.</i>	149	<i>Dissembling Love, or lost Heart.</i>	40
<i>All in a Garden Green.</i>	25	C			
<i>Adsons Saraband.</i>	26	<i>Chirping of the Nightingale.</i>	11	<i>Dargason, or Seazany.</i>	41
<i>Al-a Mode d' France.</i>	27	<i>Confess, or the Court Lady.</i>	32	<i>Duke of Lorrains March.</i>	129
<i>Aye me, or the Symphony.</i>	28	<i>Chirping of the Lark.</i>	33	<i>Devils dream.</i>	132
<i>An old man is a bed full of Bones.</i>	49	<i>Cherily and Merrily.</i>	34	<i>Dull Sir John.</i>	154
<i>Abergenie.</i>	121	<i>Country Coll, or Sir N. Culley.</i>	35	E	
<i>Amarillis.</i>	137	<i>Chestnut, or Doves Figary.</i>	36	<i>Epping-Forrest.</i>	89
B		<i>Cuckolds all a row.</i>	37	F	
<i>Blew Cap for me.</i>	29	<i>Cast a Bell.</i>	54	<i>Fine Companion.</i>	10
<i>Beggars Boy.</i>	30	<i>Lord Carnarvans fig.</i>	66	<i>Fryer and the Nun.</i>	42
<i>Broom, the Bonny-Brooms.</i>	31	<i>Catching of Quales.</i>	92	<i>Fryer in the well.</i>	72
<i>Boat-man.</i>	50	<i>Lord Chamberlins delight.</i>	108	G	
<i>Bobbing-Joe.</i>	51	<i>Catching of Fleas.</i>	111	<i>Gelding of the Devil.</i>	2
<i>Bath.</i>	52	<i>Cavy Lillyman.</i>	140	<i>Gathering of Pescods.</i>	9
<i>Black-Nag.</i>	53	<i>Chelsey Reach.</i>	151	<i>Grimstock.</i>	43
<i>Blew Breeches.</i>	64	D			
		<i>Daphne, or the Shepherdes.</i>	38	<i>Green Garters.</i>	96: 69
				<i>Green-wood, or the Hunts-man.</i>	44
				<i>Gun, or the Valiant Captain.</i>	45


Goddesses.	55	<i>Irish Lady, or Anniseed Robin.</i>	61	<i>Saint Martins.</i>	22
Grays-Inn Mask, or Mad Tom.	56	<i>Jack Pudding, or Merry Andrew.</i>	62	<i>Millisons fig.</i>	70
Glory of the West.	83	<i>Jack a Lent.</i>	63	<i>Merry Milk-Maids.</i>	71
Garland, or Summers day.	107	<i>Jamoko.</i>	142	<i>Maiden Lane.</i>	73
Gennie Pugg.	122	<i>Irish Trot.</i>	147	<i>Milk-Maids Bod.</i>	74
Gossips Frolick.	131			<i>Maiden Fair.</i>	79
Green Stockins.	156	<i>Kemps fig.</i>	12	<i>Maid in the Mood.</i>	87
		<i>Kettle Drum.</i>	13	<i>Mall Peatly.</i>	95
				<i>Mulberry Garden.</i>	143
H				<i>Motson fig.</i>	145
<i>Hearts ease.</i>	20				
<i>Health to Betty.</i>	46	<i>Lady in the dark.</i>	23		
<i>Hit or Miss.</i>	47	<i>Lady Speller.</i>	65		
<i>Have at thy coat old Woman.</i>	48	<i>Lady lye near me.</i>	68		
<i>Half Hansykin.</i>	57	<i>Lavena, or the Passionate Lover.</i>	69	N	
<i>Healths, or the Merry Wasel.</i>	58	<i>Lady Murreys delight.</i>	109	<i>New Castle.</i>	16
<i>Hockley in the Hole.</i>	59	<i>Lady Cullen.</i>	135	<i>Night-peece, or Shaking of sheets</i>	75
<i>Hemp-dresser, or the London maid.</i>	67	<i>Lady Banburys Horn-pipe.</i>	134	<i>New Bo-peep.</i>	78
<i>Hunsdon House.</i>	153	<i>Lull me beyond the.</i>	148	<i>New new nothing.</i>	86
				<i>New Exchange.</i>	76
				<i>New Royal Exchange.</i>	825
I				<i>New Figary.</i>	136
<i>Jenny pluck Pears.</i>	7	<i>Mill-field.</i>	6	<i>Northern-Nancy.</i>	146
<i>If all the World were Paper.</i>	8	<i>Mage on a Tree.</i>	14	<i>New-Market.</i>	160
<i>Jog on my Honey.</i>	60	<i>Mundess.</i>	15		

O		Row well ye Marriners.	106	Singletons Slip.	144
Open the Door to bree.	3	S		T	
Old Mole.	77	Sellengers Round.	1	Thomas you cannot.	93
Oken Leaves.	91	Sage Leaf.	18	Trench-more.	104
Oranges and Limons.	155	Shepherds Daughter.	53	Twins.	117
Oppera.	157	Stingo, or the Oyl of Barley.	84	Tom-Tinker.	130
P		Sweet Kate.	94	Ten pound Laffs.	150
Peppers Black.	5	Step stately.	97	V	
Parsons Farewel.	21	Scotch Cap, or Edenburgh Castle.	98	Up Tails all.	17
Picking of sticks.	78	Souldiers Life	99	Under and over.	108
Pauls Steeple.	81	Solomons fig, or Green-Goose fair.	100	W	
Petti-coat Wag.	80	Spanish Jypsie.	101	Whish	104
Putney Ferry.	88	Sarabana.	102	Woody-cock, or Green-Man.	115
Put on thy Smock on Monday.	90	Skellamefago, or Don Pedro.	103	What you please.	116
Pegasus, or the Flying Horse.	110	Shepherds Holy-day.	105	Watton Towns end.	118
Phoenix.	112	Saturday night.	113	Whirligig.	136
Prince Ruperts March.	126	Spring Garden.	119	Wallingford House.	141
Puncks Delight.	133	Simple Simon, or Huddle-duddle.	123	Witches.	158
Parthena, or fain I would.	152	Sparaguss-Garden.	124	White-Hall.	160
R		Smiths Rant, or the Cuckow.	128		
Rose is White and Rose is Red.	4	Slip.	129		

A TABLE, explaining several *Characters*, which are set down in the *Rules for DANCING.*

- D. Is for *Double*. A *Double* is four steps forward and backward closing both Feet.
- S. Is for a *Single*. A *Single* is two steps closing both Feet.
- Set and turn Single*. Is a *Single* to one hand, and *Single* to the other, and turn *Single*.
- Wo. Stands for *Woman*.
- We. Stands for *Women*.
- Cu. Stands for *Couple*.
- Co. Stands for *Contrary*.
2. } Stands for } *Second*.
3. } *Third*.
4. } *Fourth*.
- This is for a *Strain Play'd once*.
- This is for a *Strain twice*.
-

© This stands for the *Men*. ☽ This stands for the *Women*.




MUSIC Books Printed for John Playford, and to be sold at his Shop in the Temple.

- Musicks Recreation on the Viol Lyra-way*, containing a Collection of New Lessons, with Instructions for Beginners, price 2 s.
- Apollo's Banquet for the Treble-Violin*, Containing new Theatre-Tunes, Ayres, Corants, Sarabands, Jigs and Horn-pipes; to which is added the Tunes of the new *French-Dances*, also Rules and Directions for Practitioners on the *Treble-Violin*. price 1 s. 6 d.
- The *Treasury of Musick*, containing three Books of *Select Ayres and Dialogues* to Sing to the *Theorbo-Lute* or *Viol*, Composed by Mr. *Henry Laws* and others, all bound in one Volume in *Folio*, the price 10 s.
- Choice Ayres, Songs, and Dialogues*. being most of the newest Songs sung at Court and at the publick Theatres, Composed by several Gentlemen of His Majesties Musick, in *Folio*, newly reprinted with large Additions, price 3 s.
- The *Musical Companion*, containing Catches, Ayres, and Songs, for 2, 3, and 4 Voyces, bound up in *Quarto*, price 3 s. 6 d.
- The *Introduction to the Skill of Musick*, both Vocal and Instrumental, by *J. Playford*, in *Octavo*, the price bound, 2 s.
- Musicks Handmaid*, a Book engraven on Copper Plates in *Quarto*, containing 40 easie Lessons for the *Virginals*, price 2 s.
- Musicks Delights*, containing new and pleasant Lessons on the *Cithren*, with Instructions for Beginners, bound in *Octavo*, price 1 s. 6 d.
- Plasants Companion*, containing new Lessons for the *Flagelets*, with Instructions for beginners, bound 1 s. 6 d.
- The *Antidote against Melancholly*, or a Choice Collection of Merry Ballads, pleasant Songs and Catches, price bound 2 s.
- The Second Part of the *Antidote against Melancholly*, compounded of Merry Tales, witty Jestes and Ridiculous Bulls, price bound 1 s.

Here beginneth the Round DANCES.

Sellengers Round, or The beginning of the World. *Round for as many as will.*



Take Hands and go round twice, Back again

All set and turn S. that again.

Lead all in a D. forward
and back. That again

Two singles and a D. back
Set and turn single. That again

Sides all
Arms all

As before
As before

Gelding of the Devil.

Round for six.




Hands and 2. D. round :| First man lead his wo. a D. forward and back :| Lead her forward again between
 That again :| the other four, cast off the man, come to his place, on the outside of the Cu. on
 his left hand, and the wo. on the outside of the Cu. on her right hand, to your pla-
 ces :| The 2. Couple as much :| The third as much :|

Sides all :| That again :| As before :|

Arms all :| That again :| As before :|

Open the Door to three.

Round for as many as will.

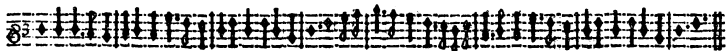


Hands and 2. D. round, and set and turn S. \circ Meet again \therefore Men meet, back again, go all to the left hand on the outside of the Co. We. \therefore Meet all again, back again, and go all on the outside of the next We. \therefore Do thus till you come to your own places: then the We. as much.

Sides all, set and turn S. \circ That again \therefore As before, We. beginning.

Arms all, set and turn S. \circ That again \therefore As at the first.

Rose is white and Rose is red.

Round for as many as will.

Hands and meet all a D. back again, set and turn S. • That again ∴ First Cu. lead forwards and back to the man on your right hand. Then all three hands and go round ∴ Then as much to his Wo. ∴ Then as much to the next man, and so to all till you come to your own places, the rest following and doing the like.

Sides all, set and turn S. • That again ∴ Then lead forwards and back as before, and go the single Hay all the ∴ Do this change to all, the rest following and doing the like.

Arms all, set and turn S. • That again ∴ First Cu. lead forwards and back as before, let the man go under your arms, turn your own ∴ Do thus to all, the rest following.

Peppers black.

Round for as many as will.

Take hands and go twice round \curvearrowright back again \curvearrowright All set and turn S. \curvearrowright That again \curvearrowright

First Cu. lead a D. forward and back to the 2. \curvearrowright Turn each others Wo. \curvearrowright Turn your own \curvearrowright Do this
That again \curvearrowright change to all, the rest doing the like.

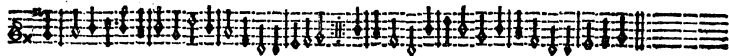
First Cu. lead to the 2. Cu. as before \curvearrowright

The S. Hay all four \curvearrowright Do this Change to all, the rest doing
the like \curvearrowright

First Cu. and 2. man take hands, take the man on
your left hand, lead a D. forward and back again \curvearrowright

Bring your Wo. under your left arm, holding both fast
turn your body half round to the left hand \curvearrowright bring your
man under your right arm, turn half about to your right
hand \curvearrowright Do this to all.

Mill-field.

Round for as many as will.

Hands and go a D. round ☉ Back again ☽

Set and turn S. ☉ That again ☽

First Cu. lead to the man on the right hand, he going under your arms, turn you own ☉ That again ☽

All three set and turn S. ☉ That again ☽

The two men take hands and lead to your wo. the going under your arms, the two men arms ☉ That again ☽

All three set and turn S. ☉ That again ☽

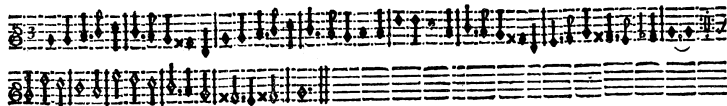
The 2. man and first wo. lead to the first man, he going under their arms ☉ That again ☽

All three set and turn S. ☉ That again ☽

Do thus to the next wo. and so to all the rest.

Jenny pluck Pears.

Round Dance for six.



Hands and 2. D. round, set and turn S. ☺
That again ☺

First man set his Wo. in the midst with her face to him, the 2. man set in his wo. the 3. as much, honour all ☺

Men go round about the we. back again ☺
Back again ☺

First man take out his wo. 2. as much, honour all ☺

Sides all, set and turn S. ☺ That again ☺

As at the first, we. setting in the men ☺ Then we. go round, and take them out.

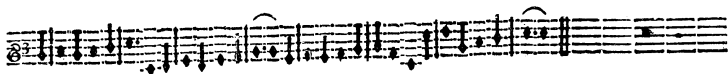
Arms all, set and turn S. ☺ That again ☺

As the first time.

Men go round ☺ Back again ☺

First man take out his wo. 2. man as much, 3. as much, honour all ☺

If all the World were Paper.

Round for eight.


Hands all and meet a D. back again, set and turn S. • That again ∴ The two men against each other change places, your we. as much, the S. Hay, back to your places ∴ the other four as much ∴ ∴

Sides all, set and turn S. That again ∴ The first four meet, lead each others wo. between the Cu. on your left hands, cast off, go to your places and turn your own ∴ The other four as much ∴ ∴

Arms all, set and turn S. • That again ∴ The first four change places, then change with your own men, cross over, take left hands and right with the we. To your places • ∴ The other four as much ∴ ∴



Gathering Peascods

Round for as many as will.

Go all 2. doubles round, turn
S. • That back again •

Men hands, and go round in
the inside, and come to your
places • we. as much •

Meet and clap hands, we. as much, while the
men go back, men meet again and turn S. •
we. meet, men meet, while the we. go back,
we. meet again and turn S. •

Sides, turn S. • That a-
gain •

As before, the we. going
first •

As before, the we. meeting first •

Arms all, turn S. • That
again •

Men hand as at the first.

Men meet as at the first time •

The Fine Companion.

Round for eight.



Hands all and meet a D. back again, set
and turn S. • That again ∴

Men meet and go back, we. as much, men meet, hands and go round
• we. meet and go back, men as much, we. hands and go round ∴


Sides all, set and turn S. • That again ∴

The 2. Cu. against each other meet and back, the other four as much.
The first four hands and go round • That again, the last 4 beginning ∴

Arms all, set and turn S. • That again ∴

Men meet turn back to back, the we. go round about the men to their
places • we. meet, turn back to back, men go about the we. ∴

Chirping of the Nightingale.

Round for as many as will.

Take hands and 2. D. round \bullet Back again \therefore

First man lead his wo. a D. forwards to the man on your right hand, let go your wo. and the man with your left hand, she going back, then go back your self, they two leading to you, and turn all three single \bullet

Then you three take hands and go round \bullet
Back again \therefore

This as before \bullet

Then lead all a D. forward and back to the woman \therefore
That again \therefore

This as before \bullet


Then you three hands and go round \bullet Back again \therefore

This as before \bullet

Do this to all the rest, they following and doing the like.

Kemps Jigg.

Round for six.



One man lead in 2. we. forwards and back twice : Honour to one, honour to the other, then turn the third •
 Lead your own with your left hand, and the Woman you turned, and as much • : Then as much with the other,
 two we. turning your own • : The next man as much • : Then the third as much • :

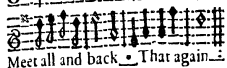
First man lead the we. as before. Turn half round, holding both hands, and his own as much to the other, turn
 the third wo. • Do thus to all, the rest following and doing the like.

First man take the we. as before by the Co. hands behind, then lead them forwards and back, pull one half about
 and kiss her, as much with the other, turn the third • Do thus to all, the rest following and doing the like.



Kettle Drum.

Round for Eight.



Meet all and back • That again ∴

Sides all, back again • That again ∴

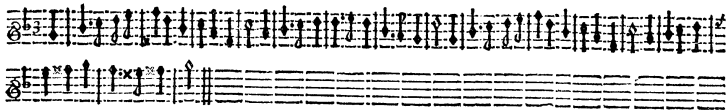
Arms all • That again ∴

We. meet, giving their right hands, men meet, giving their right hands, then turn every man his own wo. by the right hand, then men the left hands, we. their left hands, then turn every wo. her own man by the left hand ∴

The 2. Cu. meet and fall back, then the next Cu. meet and take each others wo. by the right hand, and fall into the Co. places, then the other Cu. meet and fall back, and the first Cu. the like, then lead in, taking the we. by the right hand, and cast off to your places ∴

All joyn both hands with your we. swing your hands all inward, then break off your hands inward, then turn back to back, and kiss the Co. Wo. twice, then swing with the Co. We. all outwards, then break off your hands outwards, then turn, kissing every one his own Wo. turn, and so end ∴

Mage on a Tree.

Round for eight.


Hands and meet a D. back again, set and turn S. • That again ∴ Men meet in the midst, turn back to back, come to your places, and turn the Co. We. ∴ We. meet, turn back to back, come to your Places and turn your own ∴ ∴

Sides all, set and turn S. • That again ∴ Men go towards the left hand before the Co. We. and behind the next We. meet and turn S. ∴ That again to your places ∴ ∴ Then the We. as much ∴ ∴

Arms all, set and turn S. • That again ∴ Turn all the Co. we. turn all the next we. ∴ Turn all the next, turn all your own ∴ ∴

Mundeffe.

Round Dance for six.



Hands and two D. round, set and turn S. First man set and turn S. First man honour to his Wo. 2. Turn your own
That again His Wo. as much As much, 3. as much, all em- Turn Co.
brace.


First man lead his Wo. 2. D. forward and back Honor to her next man, honor As before
 Lead forwards again, go each between the To the Co. man The man To the Co. Wo. 3. honour, em-
2. Co. and come back again in the same. as much brace all.

First Wo. lead the Co. man as before Second man set and turn S. Honour to her next man, first As before
to his own Wo. The Wo. honour, inbrace all your Wo.
as much

Lead in, every man doing as the first.

New-Castle.

Round for Eight.

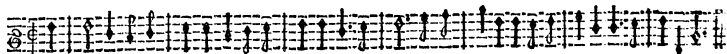


Meet all, back again, set to your own, and to the next, \cdot That again \therefore Arms all, with your own by the right, men all fall with your left hands into the middle, we go round then to your places \cdot Arms again with your own and we. left hands in, men go about them towards the left to your places \therefore

Sides all with your own, and change places with them \cdot Sides with the next, and change places with them \therefore The first man and 3. Wo. take hands and meet, the first Wo. and 3. man lead out again, then holding up your hands, the other four cast off and come under your arms to their places \cdot the other four the like \therefore

Arms all with your we. and change places \cdot Arms with the next and change places \therefore Now every man is with his own Wo. in the Co. place. Fall back from each other, four and four a breast to each wall, turn and change places with your opposites \cdot Fall back from each other four and four along the Room, turn S. change places with your opposite \therefore So each falls into his place as at first.

Up Tales all.

Round for as many as will.


Lead in a D. and back again, set and turn S. ♩ That again ♩

First Cu. lead through the 2. cast off and meet within, clap Hands and Arms ♩ And so forwards to the next. the rest following in order ♩

First Cu. lead through the 2. cast off and meet within, clap hands all four, hands a cross all four, and round to your places, and so forward, &c.

First Cu. lead through the 2. Cu. cast off and meet within, clap hands all four, and hands round all four to your places, and so forward, &c.


Sage-Leaf.

Round for as many as will.

Take all hands and go round, back again. — all the men go in and meet in the middle, and back again, then the we. do as much, then the first couple lead into the middle, and back again, then giving your right hand to your wo. and turn her round, so the next couple do the same, and so to the last, the Musick playing the same strain till they have lead in — : Then every man gives his right hand to his own wo. and turns her once and a half, and so goes on to the next, and so till he comes to his own — : So do all again, but leave out the first strain till every couple has begun to lead in.

Argeres, or the Wedding Night.

For four.



Meet all, take each others Wo. by both hands, two slips to the left, and two to the right, change places, turn your own once and a half • Meet again, turn each others Wo. to your places, turn your own •

Lead each others Wo. to the left hand, fall a D. back, and turn your own • Back, all meet again, set and turn S. •

Put each others Wo. back by both hands, slip to the right hand, fall down on the contrary side, set and turn S. • slip between each other to your place, put them backward and forward by both hands, set and turn S. •

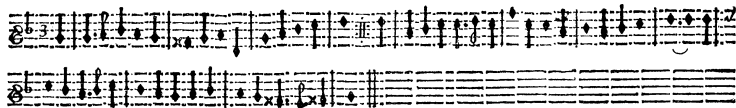
Men change places, we. change places set and turn S. • We. change places, men change places, set and turn S. •

Men go to the right hand, and back again, the we. going to the left, turn each others Wo. meet and back, men go the S. Hey, to your places •

One man cast off with the Co. Wo. the other following, then they cast off the other way, the other following, to your places • Then half the S. Hey, your own, fall all a break to the preience •

Hearts-ease.

For four.



Meet all a D. fall back a D. ♪ That again ♪

Men fall back from your We. meet again and turn Co. once round with their right hand ♪ All fall back from the Co. they turn, meet again and turn your own with the left hand.

Sides all with your own, then with the Co. ♪ That again ♪

As before ♪

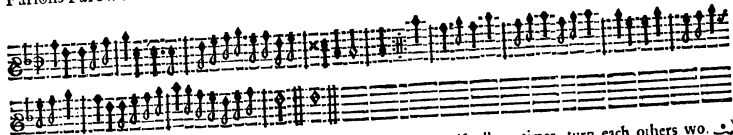
Arms all with your own ♪ That again with the Co. and fall back from your own first, as before ♪

As before ♪

For four.



Parsons Farewel.



- Meet all, four slips to the left hand ◡
 Back all, four slips to the right hand ∴
- Meet all, lead each others wo. a D. to the left hand ◡ Change hands, meet again, take your own we. and to your places ∴
- Take your own by both hands, and meet with four slips, take the Co. we. four slips to the left hand ◡ Meet again, take your own, and to your places ∴
- Men rise once, we. once, rise all 4. times, turn each others wo. ◡
 we. rise once, men once, rise all 3. times, turn each others wo. ∴
- Men meet, cross right hands, then left pass over, turn each others wo. with your right hand, cross to your place again, and turn your own ◡ we. as much with the Co. hands ∴
- Turn your own with your right hands, men cross and go all the S. Hey to the Co. side, and turn your own ◡ Turn your own with the left hands, we. cross, go the S. Hey to your places, and turn your own ∴

Saint Martain.

For four.



Meet all, two slips to the left hand, and two to the right, men turn single to the left hand and back again, while the We. turn the Co. way • Meet again, change places, then change with your own and turn S. ;

Men back a D. We. turn S. men cross over, taking left hands; turn the Co. We. with the right, and stay there • We. go back men turn S. We. cross over, handing right hands, turn your own with the left ;

Meet all a D. change places, set and turn S. • Th t again ;


Men meet and stand, We. as much, hands all, four slips half round and turn S. • We. meet, men meet, and four slips to your places and turn S. ;

Meet all, take each others We. by both hands, two slips to the left, and two to the right, men call off to yours, come to your places, We. following • Back all, change places with your own, men cross about each other, and fall back to your first places, We. doing the like not turn your faces ;

Men honour, We. honour, right hands across and go round • We. honour, men honour; left hands across and go half round ; Fall all a brest to the presence.

Lady in the Dark.

For Four.




Meet, turn off single • Men cross over, We. as much • That back again • Men Meet, fall back, arms by their right hands turn by the left • We. the same • Sides with the Co. Set • As much with your own •

Meet, each take the Co. and fall back with her, then the first Cu. go under the other Cu. arms, then they go under yours • Meet each with his own and fall back with her, then go under one anothers arms forward and back, as before • Arms as you sided •

Right hands to the Co, and left to your own, stay in the Co. place and set to your own • That back again setting to the contrary •

Althea.

For Four.



Lead up all a D. and back \bullet Set thus, step upon your right foot and hold up the left, then upon the left and hold up the right, then jump across three times \bullet That again \therefore

First man and second wo. meet and fall back, the other two change places, set \therefore The other as much \therefore All this again \therefore

Sides with your own \bullet Set \therefore Then with the Co. set \therefore


First man cast off his wo. following to her place, set \bullet The other Cu. do as much \therefore

Arms with your own, set \therefore Then with the Cq. set \therefore

First man and second wo. meet and turn back to back, the other going about them to their places at the same time \bullet The other do as much \therefore



All in a Garden Green.

Longways for six.

Lead up all a D. forwards and back, set and
turn S. — That again —

First man shake his own Wo. by the hand, then the 2. then the 3.
by one hand, then by the other, Kifs her twice and turn her —
shake her by the hand, then the 2. then your own by one hand,
then by the other, Kifs her twice and turn her —

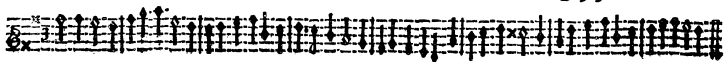
Sides all, set and turn S. — That again —

This as before, the We. doing it —

Arms all, set and turn S. — That again —

This as before, the men doing it —

Adfons Saraband.

Longways for six.

Lead up all a D. forward and back, set and turn S. • That again ∴ Men go a D. from your We. to the Wall; come back to your We. set and turn single ∴ Then the Women as much ∴ ∴

Men go all down while the Women go up, men slip to the right hand, and We. to the left, fall even to the Co. side, set and turn S. • All this again, the Co. way to your places, set and turn single ∴

First Cu. go down betwixt the 2. they coming up, the third come up between the first, then the 2. come to their places between the third, set and turn S. • All this back again, to your places ∴

Go all to the left hand cross the Room, set and turn S. • First and last on each side meet and go back, turn each other, the second turning his own ∴ Change all places with your own, set and turn single ∴ First Cu. lead down between the rest, come with a Compass to your places, the rest following ∴ ∴

Al la Mode d' France.

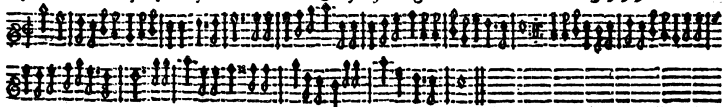
Longways for as many as will.

Lead up all a D. and back, this again $\underline{\cdot}$ Set and turn single, this again $\underline{\cdot}$

First Cu. meet take both hands and fall in between the 2. Cu. each of you turn your faces towards them, and put them back, you meet the two men and We. all four fall back, and turn your Women, so to all.

Sides all to the right and left, and turn S. this again $\underline{\cdot}$ Then fall all into one File, each Wo. behind her own man $\odot \smile \odot \smile \odot \smile \odot \smile$ $\underline{\cdot}$ Then arms all with your own by the right and left, and remain in the same Figure, then men fall off to the right, and We. to the left hand, fall back into the same Figure, then men to the left, and We. to the right, and back again into the same Figure, then the first man fall into his first place, and his Wo. the like, so the rest one after another, then the first man take his Wo. by the hand, his left hand to the 2. Wo. the right to the 3. and so forward, his Woman doing the like on the other side, until you all meet again in your places.

Ay me, or the Symphony.

Longways for Eight.

Lead up all 2 D. forward and back, back
men, back We. turn S. \bullet All that
again $\underline{\quad}$

First Cu. and last cast off and fall into the 2. and 3. place, change with your own, go
on the outside into the first and last place again, then crossing over go on the outside
into the 2. and 3. place, and in doing it the men take the other men by the hands, and
turn them about into the first and last place; We. doing the like with the We. the other
four as much $\underline{\quad}$

Sides all into each others places, back
men, back We. turn S. \bullet This again $\underline{\quad}$

The first Cu. open, the 2. close, the 3. open, the 4. close, all at once, the first Cu. fall
back into the 2. place, whilst the 3. falls back into the 4. the 2. slipping up into the
1. and the 4. into the 3. place, thus back again into your own places: Face downward
and all this again $\underline{\quad}$

Arms as you sided $\underline{\quad}$

First Cu. and last meet, go through, change places with your own, the 1. man take the 4. by
the left with his right, and turning off to the left, change places with him, and stay in the 2.
and 3. place, change with your own whilst the wo. do the like $\underline{\quad}$ The other 4. as much $\underline{\quad}$

Blew Clap for me

Longways for six.

Lead up all a D. forwards and back ☺
That again ☺

First man set to his own, the last man to his own, the 2. man salute
his own and turn her ☺ That again, the last man beginning ☺

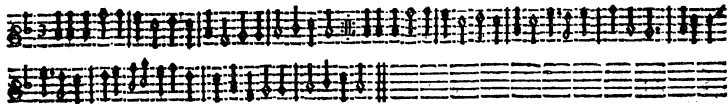
Sides all ☺ That again ☺

First man set to his Wo. the 2. man as much, third man salute his
own and turn her ☺ That again, last man beginning ☺

Arms all ☺ That again ☺


First man and last wo. change places, first wo. and last man change,
middle man salute, and turn his own ☺ All this again, to your places

The Begger Boy,

Longways for six.

- Lead up all forwards and back ♪ That again ♪ First and last on each side to the wall, while the 2. Cu. meet, back all to your places, men hands and go half round, we. doing the like ♪ All that again ♪
-
- Sides all ♪ That again ♪ First and last meet and change places, while the 2. Cu. go back and meet, first 4 hands and go round, while the other set and turn S. ♪ All this again.
-
- Arms all ♪ That again ♪ Back all a D. meet half the S. Hey ♪ That again ♪

Broom : The bonny bonny Broom.


Longways for eight.

Lead up all a D. forward and back, the first four cast off and come to your places, the last four do the like
 Lead down and as much : First and 3. Cu. meet and go back, hands and go round : The other four as
 much :

Sides all, set and turn S. : That again : The two first men hands and change places, the last two men change,
 we. doing the same, set and turn S. : All that again :

Arms all, set and turn S. : That again : The 2. and 3. on each side lead to each wall, while the first Cu. lead
 up, and the last lead down : change hands and meet ; hand all and half round : All that again :

Confels, or the Court Lady.

Longways for six.

Meet all a D. back again \ominus That
again \ominus

Men go between the wo. on your left hand, leading them from the other,
change hands, meet again, turn them you meet \ominus Lead your own Wo.
from each other, meet again, turn them as you meet \ominus

Go all cross the Room to the
left hand \ominus Back again \ominus

One man go forwards alone, take one wo. with one hand, then the other,
hands all four, and go round \ominus The other as much \ominus

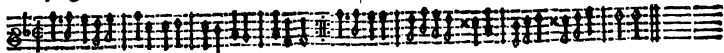
Go all cross the Room to the
right hand \ominus Back again \ominus

The two wo. at each end lead to each wall, while one man goes up and
the other down, the 4. we. meet, hands and go round, men turning S. \ominus
Go all as before, men hands and go round, we. turning single \ominus

Meet all as at the first \ominus

The men lead the we. at one end to the wall and back, while the other
we. go up on the outside, and come each under the others arms, and turn
each other, men turning each a wo. as much with the other we. \ominus

Chirping of the Lark.

Longways for eight.

Lead up all a D. forwards and back ˘ That again ˘

Set and turn S. ˘ That again ˘

First man sides with your own wo. sides with the Co. ˘

Turn the third wo. ˘ Bring up the last ˘

Lead up as at the first time ˘

As at the first time ˘

This as the second time ˘

As the second time ˘

Lead up as the first time ˘

As the first time ˘

This as the second time ˘

As the second time ˘


Lead up as the first time ˘

As the first time ˘

This as the second time ˘

As the second time ˘

Cherily and Merrily:

Longways for eight.

Lead up all a D. forwards and back : That again :

Set and turn S. : That again :

The 2. man and 3. wo. change places, the 2. men and 2. wo change : The first 4. & last 4. hands & go round :

Then change as before, and hands round as before :

Sides all : That again :

Set and turn S. : That again :

First and last Cu. meet your own, while the other 4. go back

Then do the same again :

First and last Cu. meet, while the 2. slip up, and the 3. down :


First and last Cu. hands and go round, while the other turn their own :

Arms all : That again :

Set and turn S. : That again :

Men hands and go round : We as much :

Men the S. Hey, while the we. do as much :

The Country Coll, or Sir *Nicholas Cully*. *Longways for as many as will.*

Lead up all forwards and back ◡ That again ◡

Set and turn S. ◡ That again ◡

First four meet your own, change places with them ◡ First man
change with the 2. Wo. first Wo. change with the 2. man ◡

As before ◡ Do this change to all.
Set and turn S. ◡ That again ◡

Sides all ◡ That again ◡

Set and turn S. ◡ That again ◡

First Cu. fall into the 2. place, change places with your own ◡
Then turn each the 2. change with your own again ◡

As before ◡ Do this to the left.

Arms all ◡ That again ◡

Set and turn S. ◡ That again ◡

First 4. go back from your own, meet again, take both hands ◡
First man put his Wo. back, the other going Co. all into each
others places ◡

As before ◡ Do this change to all.

Chestnut (or Doves Figary.)

Longways for six.

Lead up all a D. and back ☺
That again ☺

Men fall back, and We. at the same time, change places each with his own, men hands round to your places, and We. at the same time, men being on the We. side, and We on the mens side ☺ Back again to your places ☺

Arms all ☺ That again ☺


Fall back and change places as before, men the Hey and We. at the same time the first Cu staying in the last place ☺ This back again ☺

Sides all ☺ That again ☺

Fall all back and change places as before, the first man lead down his Wo. the rest following him, stay in the last place ☺ This back again, but cast off in lead of leading between the rest ☺

Cuckolds all a Row.

For four, or eight.



Meet all forwards and back \cdot That
again \cdot

Turn back to back to the Co. We. Faces again, go about the Co. We.
not turning your Faces \cdot Turn back to back to your own, Faces again
go above your own not turning Faces \cdot


Sides all with your own \cdot Sides
with the C \cdot

Men change places, We. change places hands all, go round \cdot We change
places, men change places, hands all and go round, to your places \cdot

Arms all with your own \cdot Arms
with the Co. \cdot

Men put the Co. We. back by both hands, fall even on the Co. side, men
cast off to the right, your We. following come to the same place
again \cdot put them back again, fall on your own side, men cast off to the
left hand, and come to your places, the We. following \cdot

Daphne, or the Shepherds.

Longways for eight.

Lead up all a D. forward and back \therefore
That again \therefore .

First man put back his Wo.
by both hands down be-
tween the rest \therefore That
back again \therefore

First Cu. cross over, fall into the 2^d. place
cross again, fall into the third place,
cross again, fall to the lower end \therefore All
this back again \therefore

Sides all \therefore That again \therefore .

As before \therefore


As before \therefore

Arms all \therefore That again \therefore .

As before \therefore

As before \therefore

Drive the cold Winter away.

Long wyes for as many as will.

Lead up forwards and back •
That again ∴

First man back a D. then go down between the rest, and turn the last Wo. but one, then men the last, and stay there while the other men go between the 2. and the third We. and go toward the left hand, and fall down to the first man • First man back, then go up between the rest, turn the second Woman, then the first, while the men go between the two last We. turn towards the right hand, and go up to your places.

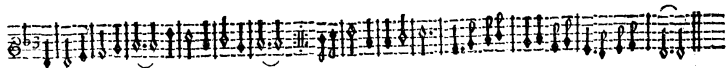
Sides all • That again ∴

This as before, the We. doing it ∴

Arms all • That again ∴

As at the first ∴

Dissembling Love, (or the lost Heart.)

Longways for six.

Lead up forward and back ♩ That
again ♩

First Cu. crosses over, and fall into the 2. place, crosses again and
fall into the last place ♩ Every Cu. do thus ♩


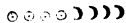
Sides all ♩ That again ♩

Half the Single Hey on each side, set and turn S. ♩ All do this
change ♩

Arms all ♩ That again ♩

Men hands and go half round, Women as much ♩ All do this
change ♩

Dargafon, or the Sedany.

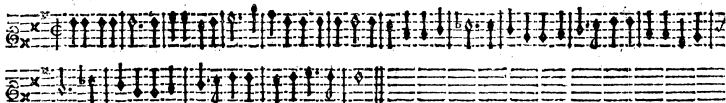
For as many as will, standing thus.

First man and Wo. sides once, set and turn S. \circ Pass forward each to the next sides, set and turn S. \therefore As much to the next \therefore And so forward and back till you come to your places where you began.

Arms all, as you sided, till you come to your own places.

The single Hey all handing as you pass till you come to your places.

The Fryar and the Nun.

Longways for as many as will.

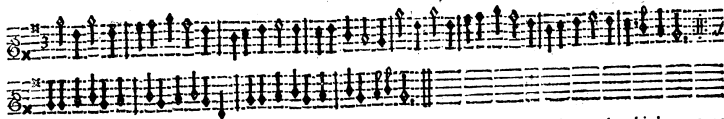
Lead up men a D. turn round, We. go up a D. and turn single: We. go down a D. and turn single, men down and turn S. ∴

The 2. uppermost men fall back and turn S. We. as much, changing over with your own, men change, We. change at the same time, then each change places with his own. Do thus to all, the rest following ∴

First and 2. man change places by both hands, We. as much, Men and We. meet sideways, turn all S. hands and go half round, turn S. hands and go half round, turn S. ∴



Grimstock.

Longways for six.

Lead up all a D. forward and back, set and turn S.
That again ☉

First Cu. go down between the 2. the third come up
between the first ☉ This forwards and back, to your
places ☉

Sides all, set and turn S. ☉ That again ☉

First Cu go down under the 2. Couples arms, the
3. come up under the first ☉ This forwards and back
to your places ☉

Arms all, set and turn single ☉ That again ☉

First Cu. change places, and go down the S. Hey ☉
And come up the S. Hey on her own side ☉

Greenwood, or the Hunts-man.

Longways for six.

Meet all back again, set and turn S. \curvearrowright Lead from each other, change hands, meet again, set and turn S. \curvearrowright

The middle Cu. sides, while the 2. men side with each other, and the 2. We. sides, set all and turn S. \curvearrowright Men sides with the We. on the left hands set and turn S. \curvearrowright As much with the We. on their right hands, set and turn S. \curvearrowright

Meet all as at the first \curvearrowright Arms all as you sided \curvearrowright

Meet all as at the first \curvearrowright Each three as you stand hands and go round, set and turn S. \curvearrowright The middle man take the two on his left hand and go round, while the other do the like, set and turn S. \curvearrowright As much with the two on the right hand the other doing the like \curvearrowright

Meet as at the first \curvearrowright Then the S. Hey all as ye handed round \curvearrowright

Meet as at the first \curvearrowright Men hands and go round, set and turn S. \curvearrowright We. as much \curvearrowright

Meet all as at the first \curvearrowright Men the S. Hey \curvearrowright We. as much \curvearrowright

Meet all at the first \curvearrowright

The Gun, or (The Valiant Captain.) *Longways for as many as will.*

Lead up all a D. forward and back set and
turn S. — That again —

First 4. go back from your own, meet again, first man and 2. wo.
change places, first wo. and second man change, then change both
with your own — As much with the next, and so to all.


Sides all, set and turn S. — That again —

First 4. hands and go round, first Cu. meet, slip down between the
second, turn S. Do thus to the last, the rest following.

Arms all, set and turn S. — That again —

First 2. men hands and change places, we. as much, take right hands
across and go round — Do thus to the last, the rest following.

A Health to Betty.


Longways for as many as will.

Lead up all a D. forwards and back, set and turn S. • That again ∴ First Cu. sides, turn her once and a half about ∴ Sides each with the 2. and turn them ∴ ∴ Do thus to the last, the rest following and doing the like.

Sides all, set and turn S. • That again ∴ First Cu. meet a D. back again, fall into the 2. places, and turn your own ∴ Do this change to the last, the rest following.

Arms all, set and turn S. • That again ∴ First Cu. go a D. back, meet again, take both hands, slip down between the 2. turn S. ∴ Do thus to the last, the rest following.

Hit or Miss.

Longways for eight.

Meet all a D. back again :
That again :

Meet all again lead each others Woman
a D. to the left hand • Change hands,
meet again, rake your own We. and to
your places.

The single Hey all four :

Sides all • That again :

As before :

As before :

Arms all • That again :

As before :

As before :

Have at thy Coat old Woman.


Longways for as many as will.



Lead up forwards and back, set and turn single. ♪ That again ♪ First Cu. lead a D. forwards and back to the 2. cross and turn each the 2. then turn your own in the 2. place ♪ Do this change to the last, the rest following and doing the like.



Sides all, set and turn S. ♪ That again ♪ First Cu. cross over, and go each behind the 2. and peep three times, then turn your own in the 2. place ♪ Do this change to the last, the rest following.



Arms all, set and turn S. ♪ That again ♪ First Cu. cross over, and go between the 2. then cross over again like the Figure of 8. falling into the 2. place ♪ Do thus to the last, the rest following.



An Old Man a Bed full of Bones.



Longways for as many as will.



Lead up all a D. forward and back, set and turn S. 
 That again 

First man lead down his Wo. between the rest a D. forward and back, then lead her to the lower end, and turn her and leave her  Bring up the last Wo. in the same manner  Then the last man do the like, and fetch his own.

Sides all, set and turn S.  That again 

This as before, only crossing both hands in the middle  

Arms all, set and turn S.  That again 

This as before, holding your Wo. by one hand, and let her turn under your arm, and Kiss her  

The Boat-Man,

Longways for six.

Lead up a D. forwards and back, set
and turn fingle • That again •

First Cu. and 2. man the S. Hey, while the other three do the like;
come to your places and turn your own • All that again, the 2.
Cu. changing their ends •

Sides all, set and turn S. • that again •

The 2. man and 1. Cu. hands and go half round, while the other
do the like, fall all back, then turn your own • That again, the 2.
Cu. changing their ends •

Arms all, set and turn S. • That again •

First and last man and 2. Wo. hands and go round, the 2. man turn
his own Wo. • First and last We. and 2. man hands and go round,
the 2. man turn his Wo. •

Bobbing Joe.

Longways for as many as will

Lead up forwards and back • That again

Set and turn S. • That again

First Cu. slip down between the 2. they slipping up •
Then they slip down • Hands and go round •The first 2. men snap their Fingers, and change places
• Your We. as much • Do these two changes to the
last, the rest following.

Sides all • That again •

Set and turn S. • That again •

First two on each side, hands and go back, meet again
• Cast off and come to your places •First four change places with your own • Hands
and go half round • These changes to the last.

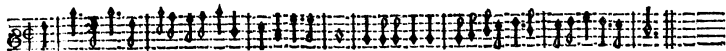
Arms all • That again •

Set and turn single • That again •

Men back a D. meet again • We. as much •

First Cu. change with the 2. on the same side • Then
change with your own • These changes to the last.

The Bath.


Longways for as many as will.

Lead up all forwards and back, set and turn S. • That again ∴ First Cu. back a D. slip into the 2. place on the outside, hands all four, and go round ∴ Do thus to the last.

Sides all, set and turn S. • That again ∴ The first four meet and cross over, go half round to the right hand into each others places ∴ Do thus to the last.

Arms all, set and turn single • That again ∴ The 2. first men meet and change places, the Women as much, then 2. slip down, and the first up, then the first down, and the 2. up ∴ Do thus to the last, the rest following in order.

Black Nagg.

Longways for six.

Lead up a D, forward and
back ∴ That again ∴

First Cu. take both hands and 4. slips up and stand, the 2. Cu. as much, the 3. Cu. slip up, turn all S. ∴ Last Cu. slip down the 2. as much, the first as much, turn all single ∴

Sides all ∴ That again ∴

First man and last Wo. change places, first Wo. and last man change, the 2. change with his own ∴ All this back again ∴

Arms all ∴ That again ∴

Men the single Hey ∴ We. as much ∴

Cast a Bell.

Longways for as many as will.

Lead up a D. forwards and back, set and turn S. ☺ That again ☺

First Cu. change places, set and turn S. ☺ First man lead your own and the 2. Wo. forwards and back, bring the two Wo. under your arms, leave her, and turn your own ☺ Do thus to the last, the rest following and doing the like.

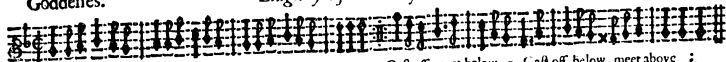
Sides all, set and turn S. ☺ That again ☺

First Cu. change places, set and turn S. ☺ First Cu. meet the 2. Cu. lead each others Wo. to each wall, meet your own, and turn them ☺ Do thus to the last, the rest following.

Arms all, set and turn S. ☺ That again ☺

First Cu. take both hands, slip down between the 2. Cu. cross and turn each one of them with your right hands, fall to your own side in the 2. place ☺ Do thus to the last, the rest following.

Goddeffes.

Longways for as many as will.

Lead up a D. forward and back .: That again .:

Cast off, meet below .: Cast off below, meet above .:

Men go down on the outfides of the We. .: Back again .:

This as before .:

We. as much .:

This as before .:

Men go quite round about the We. .:

This as before .:

We. as much .:

This as before .:

Men take hands and go round .: Back again .:

This as before .:

We. as much .:

This as before .:

Take all hands and go half round, back again .:

This as before .:

Men the S. Hey .:

This as before .:

We. as much .:

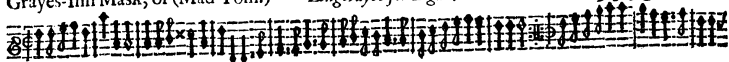
This as before .:

Then D. Hey .:

This as before .:

Graves-Inn Mask, or (Mad Tom.)

Longways for Eight.



Lead up all forwards & back, All a D. to the left hand Back all • change
set & turn S. • that again ∴ • Back again ∴ places ∴

Sides all, set and turn S. • That again ∴


As before ∴

As before ∴

Arms all, set and turn S. • That again ∴

As before ∴

As before ∴



Honour all, salute ∴ Turn your own • Men the S. Hey • we.
change places ∴ as much ∴

As before ∴

As before ∴


As before ∴

As before ∴

As before ∴

As before ∴

Half Hannykin.


Longwayes for as many as will.

Lead up all a D. forwards and back \circ Sides all \circ Turn your own \circ First man stand alone, and the last Wo. That again \circ stand alone, the rest of the men take all the next We.

Lead up as before \circ Sides all \circ Turn your We. \circ First man take the 2. man with his left hand, last Wo. taking the next Wo. with her right hand.

Lead up as before \circ Sides all \circ Turn your We. \circ Then the 2. man stand alone, the first taking the third man, the last Wo. take the next. Change thus every time till you come to your own places.

The Healths, or The merry Wafel.

Longways for eight.

Lead up all a D. and back, set \circ That again $\ddot{\circ}$

First Cu. and last meet, turn back to back, cast off, and going on the outside, the other four come to your places on the inside, the other as much \circ

Hands all backwards, and go half round to the right, set \circ That back again $\ddot{\circ}$

First Cu. and last meet, turn back to back, hands backward round to your places \circ The other four as much \circ

Change places with your own by both hands, then 1. and 2. the 3. and 4. man change, so the We. doing the like, set \circ Change back again to your places $\ddot{\circ}$

First and last Cu meet, clap hands, hands across round to your places \circ The other four as much $\ddot{\circ}$ (or this last passage thus) First man and last Wo. meet, and give right hands, first Wo. and last man the like, then holding hands across, go round to your places \circ The other four as much $\ddot{\circ}$

Hockley in the Hole.

Longways for as many as will.

Lead up all forward and back • That again ۞

Set and turn S. That again ۞

First man and last Wo. meet and go back ۞
The First Wo. and last man as much ۞

This as the first time ۞

First man arms with the last Wo. and back again to his place ۞
First Wo. and last man as much ۞

As before ۞

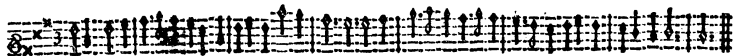
First go down to the last Wo. bring her up ۞

As before ۞

Last man come up to his own Wo. Lead her down, the first Cu.
following, and fall hindermost ۞

As before ۞

Jog on my Honey.

Longways for as many as will.

Lead up all a D. forward and back, set and turn S. • That again •

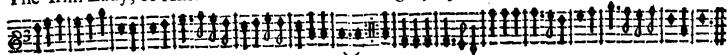
The first man with his back to the preference take his Wo. by both hands, pull her to him, then put her back between the 2. Cu. the first man and 3. Cu. hands and go round, the first Wo. to the left • This forward, &c. •

The first man take his Wo. by both hands, put her back on the outside, the 2. Wo. into the 2. place, and there turn her • Then into the 3. place, on the outside the 3. man, and so forward, &c.

The first Cu. cross over, go behind the 2. Cu. put them together that they may salute, then arm to the 2. place. This forwards to the rest.

The first Cu. cast off and go on the outside, the 2. Cu. walk forward and back, as in Lavena, arm in the 2. place • This forward to the rest, they doing the like, &c.

The Irish Lady, or Anniseed-water-Robin.

Longways for as many as will

Lead up all a D. and back ◡ That again ◡

Set and turn S. ◡ That again ◡

First man and 2. Wo. go about into each others places ◡ First Wo. and 2. man as much ◡

First man and 2. Wo. change places, the other as much ◡ Cast off and fall into the 2. place ◡

First Cu. cross over, the man going on the inside, the 2. Wo. into the first Wo. place, & the Wo. on the outside, the 2. man into the 2. place ◡ Cross over, and go the man about the 2. man and Wo. about the 2. Wo. into your places ◡

Hands across, round in your places ◡ First man cast off leading the 2. man about, and fall into his place, the first Wo. doing the like ◡

The first and 2. men change places by the right hands, We. doing as much, fall all four a breast and lead up the presence ◡ Fall back a D. the first man cast off to the left, fall into his own place, the 2. man following him, Wo. do the like at the same time ◡

First and third Cu. change places each with his own, the first man and 2. Wo. change places ◡ First Wo. and 2. man change places, set and turn S. ◡

Jack Pudding, or (Merry Andrew.)

Longways for six.

First and 2. Cu. lead up a D. and fall back, whilst the third Cu. lead up to the top between the other, first and 2. Cu. lead up again and back, whilst the 3. lead down.

Third Cu. lead up between the other, and casting off, go on the outside under their arms cross over and under their arms, and fall to the bottom as at first, then the first 4. hands and round, and sit whilst the third do as much.

Sides all • That again ∴

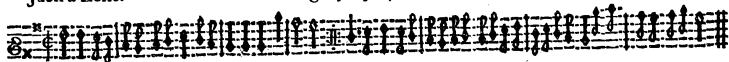
Men round and hold up their hands, We. under their arms, and turn their own, We. go round, and each man turn his own.

Arms all • That again ∴

The third Cu. lead under the first Cu. arms, and come face to the We. hands you four and round, the first Cu. fall into the 2. place, the 3. Cu. lead under the 2. Cu. arms, and hands round the 3. Cu. fall into the 2. and the 2. into the first place •

Jack a Lent.

Longways for six.



Lead up a D. forward and back • That a-
again •

First man change places with the 2. Wo. turn S. change with the last man, and turn
S. • After lead up the Wo. do the like to, every Cu. doing the same •

Lead up as before •

First Cu. cross over, fall into the 2. place, cross again, fall into the last place •
All do this change •

Lead up as before •

First Cu. go under the 2. Cu. arms, the last come up under the first, this forward
and back to your places, cast off • Every Cu. do this change •

Lead up as before •

First Cu. go down and turn each the last, then each the 2. • Cast off, every
Cu. doing the same •


Lead up as before •

Set and turn S. • That again •

First man turn the last Wo. and to his place a-
gain • First Wo. as much with the last man •

The first on each side go down to the last, take them by both hands, go once and
an half about, and stay below, the 2. turning his own • All do this change •

Blew Breeches, or (I'll love no more.) *Longways for as many as will.*



Lead up all forwards and back ☺ Men turn S. We. as much, men go about your We. to your places ☺ We.
That again ☺ turn S. men turn S. We. go about your men, and to your places ☺

Sides all ☺ That again ☺ First man set to the 2. Wo. and fall back, while your Wo. turns the 2. man
as much to the 3. ☺ As much to the 4. turn your own below ☺

Arms all ☺ That again ☺ First Cu. being below take both hands, slip up between the 4. Cu. cross
and turn each one of them with your right hands: As much to the 3. ☺
As much with the 2. turn your own above ☺

Lady Spellor.

Longways for as many as will.

Lead up all a D. forwards and back, set and turn S. ◦
That again ∴

Go all to the left hands, cross the Room, faces all, set and
turn S. ◦ Change places all with your own We. set and
turn S. ∴ Change places all with your own We. set and
turn S. ∴ First Cu go down between the rest, they fol-
lowing, come towards the left hand, to your places ∴

Sides all, set and turn S. ◦ That again ∴

As before ∴

Arms all, set and turn S. ◦ That again ∴

As before ∴

Lord of Canarvan's Jigg.

Longways for eight.

Lead up all a D. forwards and back • That again ∴

Each man and Wo. go about each other, not turning your faces • That again ∴

First Cu. cros over and fall into the 2. place on the outside the 2. Cu. the men on the outside of the Wo. and the Wo. on the men sides • Cros over again and fall into the 3. place ∴

Take hands with your Wo. and leading her down between the last Cu. cast off all, and meet above, the first Cu. in the first place, and the last Cu. in the 2. place, the 3. Cu. in the last place • Arms all •

Lead down forwards and back • That again ∴

Go about each other as before • That again ∴

The lowest Cu. cros over as before ∴

Cast off as before.

Lead up all a D. and back • That again ∴

Go about each other as before • That again ∴

The uppermost Cu. cros over as before ∴

Cast off as before.

Lead down forwards and back • That again ∴

Go about each other as before • That again ∴

The lowest Cu. cros over as before ∴

Cast off as before.

The Hemp-dresser, or the London Maid.

Longways for as many as will.

Lead up all a D. forward and back ♪ That again ∴

First man change places with the 2. Wo. ♪ Then with the 3. man ∴ Then with the 4. Wo. ∴ Then with the fifth man ∴ then with the sixth, and so to the last.

Sides all ♪ Lead up as before.

As before, the We. doing it ∴ All do this, changing as before ∴


Sides all ♪ That again ∴

First Cu. cross over, fall into the 2. place ∴ Cross again, fall into the 3. place ∴ Cross again, fall into the fourth place ∴ And so to the end, every Cu. doing the like.

Arms all ♪ That again ∴

Turn your own Wo. changing places ♪ Turn each the 2. ∴ Turn each the 3. ∴ Turn each the fourth, and so to the last, the rest following.

Lady lye near me.

Longways for as many as will.

Lead up forwards and back ☉ That again ☉

Set and turn S ☉ That again ☉

First two on each side hands and go back, meet again ☉

Go each behind the 2. and turn your own in the 2. place, do thus to the last, &c.

Sides all, that again ☉

Set and turn S. That again ☉

First man and 2. Wo. meet and take right hands ☉ The other as much ☉

Go half round, change places with your own in the Co. place ☉ Thus to the last ☉

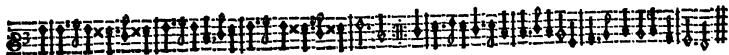
Arms all ☉ That again ☉

Set and turn S. ☉ That again ☉

First Cu. meet, turn back to back ☉ Go from each other, faces again ☉

Meet again, take both hands, slip between the 2. Cu. and fall back, do thus to the last, the rest following ☉

Lavena, or (The Passionate Lover.) *Longways for as many as will.*




Lead up all a D. forwards and back, set and turn S. ♩ That again ♩ The first Cu. go down between the 2. cast off and come to your places on the outside of the 2. turn your own, fall into the 2. place again ♩ As much to the 3. place, and so to the last, the rest following.

Sides all, set and turn S. ♩ That again ♩ First Cu. go down on the outside each on the 2. back again, fall into the 2. place, and turn your own ♩ Do this to the last, the rest following and doing the like.

Arms all, set and turn S. ♩ That again ♩ First Cu. cast off, fall into the 2. place, come up between the 2. cast off again, fall into the 2. place, turn your own ♩ Do this to the last, the rest following.


Millifons Jigg.

Longways for six.



- Lead up all a D. forwards and bak ◡ That again ◡ First man take his Wo. by both hands and four slips up, and stand, the 2. as much, the 3. as much, turn all S. ◡ Third Cu. four slips down, the 2. as much, first as much, turn all single ◡
-
- Sides all ◡ That again ◡ First Cu. change places, the 2. as much, 3. as much, turn S. ◡ Third Cu. change places, the 2. as much, first as much, turn all single ◡
-
- Arms all ◡ That again ◡ First man change places with the 2. Wo. first Wo. change with 2. the last change with his own, turn S. ◡ First man change with the last Wo. first Wo. change with the last man, tother change turn single ◡

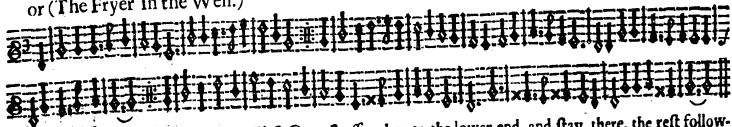
The Merry merry Milk-maids.

Longways for eight.

- Lead up all a D. forwards and back, set and turn S. $\frac{1}{2}$ That again $\frac{1}{2}$ First and 3. Cu. meet your own, slip between the other, take hands across and go round each four $\frac{1}{2}$ The other four as much $\frac{1}{2}$
-
- Sides all, set and turn S. $\frac{1}{2}$ That again $\frac{1}{2}$ First man cast off, go to the lower end and stay, the rest following. The We. as much, set and turn S. $\frac{1}{2}$ All that back again $\frac{1}{2}$
-
- Arms all, set and turn S. $\frac{1}{2}$ That again $\frac{1}{2}$ Men back, and go the S. Hey $\frac{1}{2}$ Women as much $\frac{1}{2}$

The Maid peept out of the Window,
or (The Fryer in the Well.)

Longways for as many as will.

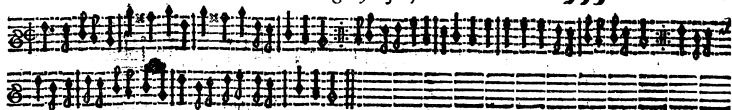


Lead up a D. forwards and back • That again • First Cu. cast off and go to the lower end, and stay, there, the rest following, set and turn S. • All this back again to your places S. •

Sides all • That again • Men slip just before your We. and go a D. up, and fall on the Womens sides, set and turn S. • We. slip before your men, go up, fall all to your own places, set and turn S. •

Arms all • That again • First man put back the 2. Wo. by both hands, while the 2. man puts back the first Wo. fall into each others places, all the rest doing the like, set and turn S. • All this again to your own places •

Maiden-Lane.

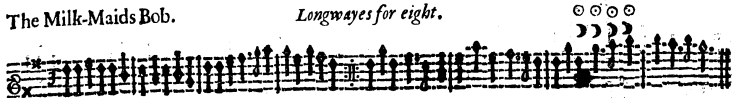
Longways for six.

Lead up a D. forwards and back • That again ˘
 All a D. to the left hand, back again • The S. Hey on each side ˘
 Set and turn S. • That again ˘

Sides all • That again ˘
 Back all, change places • That again ˘ As before ˘

Arms all • That again ˘
 First man change with the 2. Wo. first
 Wo. change with the 3. man, while the
 last changes with his own Wo. • First
 man change with his own wo. your wo.
 change with the last man, while the 2.
 changes with his own Wo. ˘

The Milk-Maids Bob.

Longways for eight.

Lead up all a D. forwards and back ◡
That again ◡

First four the S. Hey, while the last four do the like ◡

Sides all ◡ That again ◡

First Co. slip between the 2. while the 3. does the like with the last, change places with your own ◡ That again ◡

Arms all ◡ That again ◡

First man change places with the 2. Wo. taking by the right hand, change places with the 2. man, the 3. man doing the like, then the other four as much ◡

The Night piece, or (The shaking of the Sheets.) *Longways for six.*

Lead up a D. forwards and back ◡
That again ◡

The middle Cu. fall back and slip up, while the first and last Cu. change places. That again. That again ◡


Sides all ◡ That again ◡

First Cu. cross over, fall into the 2. place, cross again, fall into the last, the next Cu. as much, the next Cu. as much ◡

Arms all ◡ That again ◡

First man change places with the 2. Wo. first Wo. change with the 2. men, while the last changes with his own: Then change with the last Wo. your Wo. change with the last man, while the other changes with his own: Set all and turn single ◡

Durham Stable, or (The New Exchange.)

Longways for six.

Lead up all forwards and back, set and change places \circ . That again \sphericalangle . First man set to his own Wo. the 2. as much, the 3. turn his own \sphericalangle . Third man set to his own, the 2. as much, the first man turn his own \sphericalangle .

Sides all, set and change places \circ . That again \sphericalangle . First man and last Wo. meet and stand, first Wo. and last man as much, first man and last Wo. change places, the other change, the 2. change with his own \sphericalangle . This change back again to your places \sphericalangle .

Arms all, set and change places \circ . That again \sphericalangle . First Cu. go down between the 2. the third come up between the first, the 2. come down between the 3. set and turn S. \sphericalangle . All this again, to your places \sphericalangle .

The Old Mole.

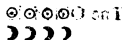
Longways for six.

Lead up a D. forwards and back, set and turn S. • That again ∴ All a D. to the left hand, back again, set and turn S. ∴ As much to the right ∴ First man and last Wo. meet a D. back again, meet again and change places ∴ First Wo. and last man as much ∴ ∴ The second man as much with his own ∴ ∴ •

The two first We. hands, and the two last men hands, lead forwards and back to the odd one against them, let the odd ones go under your arms • Do this change four times, over to the place where you began it ∴ ∴ Then first and last change as before to your places ∴ ∴

All the men hands, and all the We. hands, meet all forwards and back the first and last, last on each side turn each other, the 2. turning his own • Sides where you turned, and turn your own ∴ Men the S. Hey ∴ We. as much ∴ ∴ The D. Hey twice over ∴ ∴ Cast off all and come to your places. That again.

The New Bo-peep, or (Pickadilla.)

Longways for as many as will.

Lead up all a D. forwards and back \circ
That again \surd

We. go all to the wall and stand, men go up to your own we: and peep four times on each side behind them, fall to your places all and turn S. \circ
 \surd Then men go to the wall and stand, We. go up to your backs and peep four times, then fall to your places and turn S. \surd

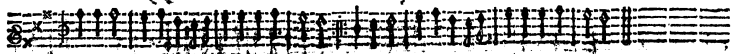
Sides all \circ That again \surd

As before, the men going first.

Arms all \circ That again \surd

As the first time.

Maiden Fair.

Longways for as many as will

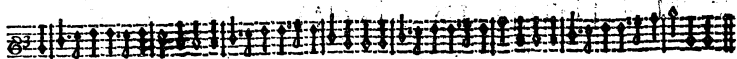
Lead up all a D. and back • That again ∴ Set and turn S. • That again ∴

First man and 2. wo. meet a D. and back •
then the first Wo. and 2. man as much ∴ The 1. man change with the 2. he into her place and the into his •
The 1. wo. and 2. man as much ∴ Do thus to all, the rest following.

The 1. man take the 2. man in his right hand
and the 1. wo. the 2. wo. in the left hand,
and meet a D. and back • That again ∴ Then meet and go through between each other, the uppermost man
about his wo. and the 2. man between the first wo. and his own,
and turn your faces each to your own being in the first Co. places •
Then take hands and go half round, and fall the 1. Cu. in the 2. Cu.
place ∴ Do thus to all, the rest following.

The 1. man take his Wo. in his left hand and
the 2. man take his Wo. in his right hand
and fall back a D. and meet again • That
again ∴ First man cast off, his Wo. casting off at the same time into the 2.
place, the 2. Cu. following them, till they come to their own
places • Cast off again, and stay the first Cu. in the 2. Cu. place
∴ Do thus to all, the rest following.

Picking of sticks.

Longways for six.

Lead up all a D. forwards and back \cdot That again \cdot First man change places with the 2. Wo. then with the last man \cdot Lead up as before, then the Wo. change as the man did, every Cu. doing thus.

Sides all \cdot That again \cdot The first Cu. slip down between the 2. they slipping up, then the 2. slip down, and the first up \cdot All this again, the last Cu. crossing over below, go up and cross above, fall to your places \cdot Then the four last slip, and first Cu. cross about \cdot

Arms all \cdot That again \cdot The We. stand still, men going the Hey between them, the last man going about the middle Wo. do thus three times over, then go quite round about all the We. to your places \cdot The We. as much \cdot

Pauls Steeple.

Longways for as many as will.

Lead up all a D. forward and back, set and turn S. • That again •

First man take his Wo. into his left hand, lead her down to the 2. Wo. take the 2. Wo. in his right, and slip up with them into the first place, cast off, the 2. Wo. and then his own, and turn off into his place • This forward to all the We. •


Sides all, and turn S. • That again •

First man take his Wo. in his left hand, lead her down to the 2. Wo. take the 2. Wo. in his right hand, and slide up with them, kiss the 2. Wo. hand them with your own Wo. hand and let them go, turning off into your place • This forward to the rest •

Arms, set and turn S. • That again •

First man take his wo. in his left hand, lead her down to the 2. wo. take the 2. wo. in your right hand & setting them back to back in the middle, kiss the 2. then your own wo. turning off into your places, this forward to the rest.

Petticoat wag, or (The Taylors Daughter.) *Longways for as many as will.*



Lead up forwards and back, turn back to back, faces again ◡ All that again ◡

First man crosses and go behind the 2. Wo. the first Wo. going behind the 2. man, peep twice at each other, fall into the 2. place on your own side ◡ Do thus to the last, the rest following in order.

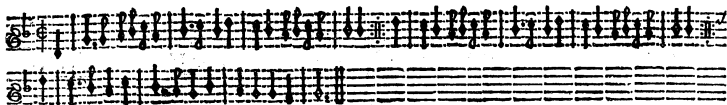
Sides all, and as before ◡ That again ◡

First Cu. crosses between the 2. fall into the 2. place crosses again, fall into the 2. place on your own side ◡ Do thus to the last, the rest following in order ◡

Arms all, as before ◡ That again ◡

The two first men take both hands, change places, the We. as much set and turn S. ◡ Do thus to the last the rest following.

The Shepherds Daughter.

Longways for eight.

Lead up forwards and back ˘
That again ˘

First two men and last two men hands, and lead to each wall, We. doing the same, change hands and meet all ˘ First and 3. men lead up, the other leading down, change hands and lead the Co. way ˘

Turn each others Wo. ˘
Turn your own ˘

Sides all ˘ That again ˘

As before ˘


As before ˘

Arms all ˘ That again ˘

As before ˘

As before ˘

Stingo, or (The Oyl of Barley,

Longways for six.

Back all, meet again ◡ Lead up a D.
forwards and back ◡

Men take right hands across and go round, set and turn single ◡ We.
as much with the left hand ◡

Sides all ◡ That again ◡


All a D. to the left hand, back again, set and turn single ◡ As much
to the right hand ◡

Arms all ◡ That again ◡

First Cu. cross and set each to the 2. then to the third, come to your
places on the outside of the second ◡ First Cu. cast off, turn short
to your places, turn your own, cast off again, all fall to the lower
end ◡

The Glory of the West.

For four or eight.

Meet a D. fall back, open and close \bullet Fall back a D. meet, open and close --- Sides with the Co. We. set to them \bullet Sides with your own Wo. set to her ---

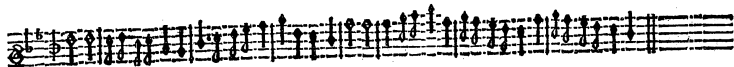
Back men, We. turn S. back We. men turn S. men cross over, We. cross over, hands round, and go half to your places.

Men turn off to the left hand, and fall behind your We. back to back, turn back again to your places, We. as much, change places round till you come to your own places, then take right hands across, and go round to your places ---

Men meet, We. meet, and give right hands across, men go under their arms to your own places, men hands across, and We. go under as the men did, men right hands to the Co. We. then left hands to their own and fall into the contrary places, hand in a ring, and go half round to your places, falling all a Brest to the presence ---

Arms as you sided ---

New new Nothing.

Longways for as many as will.

Lead up all a D. back all, profer a little to slip to the left, each change places with his Wo. ♪


Lead down, back all, slip a little to the right, change places ♪

First man change with the 2. Wo. and the 2. Wo. with the first Wo. then the first man with the 2. man, and the 2. man with the first Wo. ♪

First and 2. man change places by both hands, then the We. as much, first man and Wo. lead up between the 2. Cu. into the first place, cross over, and go on the outside into the 2. place, change places.

The Maid in the Moon.

Round Dance for six.



Hands all and meet a D. back
again ◡ That again.

One man take right hands across with the woman against him, the Second man as much, the Third as much, go all round ◡ First man kisses the woman he handed, the Second as much, the Third as much, go all round.

Sides all ◡ That again ◡

Take hands as before & go round ◡ The first man kisses the woman on his left hand, the second as much, the third as much, go all Round ◡

Arms all ◡ That again ◡

Take left hands as before and go round ◡ First man kisses his own, the second as much, the third as much, and then go all Round ◡

Putney Ferry.

Round Dance for six.



Hands and 2. D. Round
back again

Men meet, turn all back to back, while
the We. turn single: Come to your
places and turn your own We. do
the like

First man set to the second woman, then
to the third, honour to his own and
turn her The We. as much

Sides aD That again

As before, the We. beginning as the
men did

This as before, with your Arms foul-
ded


Arms all That again

Men again as at the first time

This as before, wiping your Eyes

Epping-Forest.

Round Dance for six.



Hands all and 2. D. round,
Set and turn single • That
again ∴

Honour all to your own and
kifs her • Honour to the
contrary and kifs ∴

Turn all your own wemen •
Turn all the Contrary ∴

Sides all, set and turn
single • That again ∴

As before ∴


As before ∴

Arms all, Set and turn
single • That again ∴

As before ∴

As before ∴

Put on thy Smock a Monday.

Round Dance for six.

Hands all, and two D. Round, set and turn single ◦ That again ∴

First man lead his own Wo. and the contrary Wo. a D. forwards and back to the third Wo. let go your two We. and turn the third, the two We. turning each other ∴ Then lead her you turn'd, and your own as much ∴ ∴ Then as much with the other two, and turn your own.

Sides all, Set and turn single ◦ That again ∴ All as before ∴ ∴

Arms all, Set and turn single ◦ That again ∴ All as before ∴ ∴

Oaken Leaves.

Round Dance for eight.

Hands all and two D. Round, Set and turn single • That again ♪

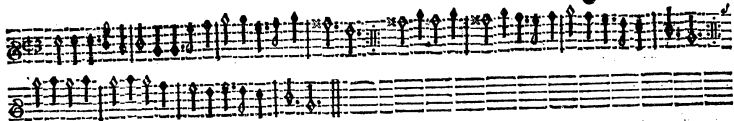
First two men against each other change places, We. as much the single Hey, all 4. back to your places ♪ The other 4 as much ♪

Sides all, set and turn single • That again ♪

Every man lead his Wo. by the contrary hand to the Wall, faces to your own, fall a D. back, pass before your Wo. to the next, turn her, ♪ That again four times, over to your places ♪

Arm all, set and turn single • That again ♪ Meet all men and back again, go to the left hand to the contrary Wo. and turn them ♪ Do thus 4 times over to your own places.

Catching of Quails.

Round for eight.

Hands all and two D. Round :
Set and turn single : That
again :

First man Faces to his own woman and go to D. back, she following him
: The second as much : The third as much : The fourth couple as
much : :


Sides all : That again :

First man take his own woman by the hand and shakes it three times, and
go half round she following him : The second as much : The third as
much : The fourth as much : :

Arms all : That again :

First man puts his Toe to his womans Toe 3 times : The second as much
: The third as much : the fourth as much : :

Thomas you cannot.

Longways for as many as will.

Lead up all a D. forwards and
back ˘ That again ˘

First couple go each on the outside of the second couple, back again,
down again, peep each at one another, turn your own in the second place ˘
as much to the third place, and so to the last ˘


Sides all ˘ That again ˘

As before, doing it up ˘

Arms all ˘ That again ˘

As you did at first ˘

Sweet Kate.

Longways for as many as will.

Lead up all a D. forwards
and back ◦ That again ∴

Set your right Foot to your womans, then your left, Clap your woman on her right Hand, then on the left, wind your Hands and hold up your Finger, wind your Hands again and hold up another Finger of the other Hand, Then turn fingle ◦ All this again ∴

Sides all ◦ That again ∴

As before ∴

Arms all ◦ That again ∴

As before ∴

Mall Peatly.

Longways for eight.

Lead up all a D. forward and
back — That again —

First man set to the first Wo. Then to the second and Hey with the two last
We. and stay in the last place, The last man at the same time setting to the two
last We. Hey with the two first and stay in the first place. This back again
to your places —


Sides all — That again —

This as before, the first and last We. doing it as the first and last before —

Arms all — That again —

The first man and Wo. do this as before, and stay in the last place — Or do
this back again, Cast off and meet below —

Blew Petticoats, or Green Garters. *Longways for as many as will.*



Lead up all a D. forward and back — That again —

First couple slip down into the second place on the outside, The second couple slipping up take hands all four and go round — Do as much to the next couple and so to the last, every couple doing the like.

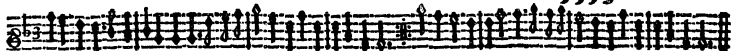
Sides all — That

First couple meet, change places — slip each to the second place and cross over — do thus to the last, the rest following and doing the like.

Arms all — That again —

First man and second Wo. meet and stand, the other as much — go half round and change places with your own — The rest following and doing the like.

Step Stately.

A long Dance for 3, 5, 7, or 9 Couple.

Lead up all a D. change places each with his own, keeping your faces still to the presence, the men slipping behind the We. and the We. before the man, face all to the wall • Men hands, and We. hands, first man and second Wo. lead all the rest round to the bottom, facing all to the presence $\dot{\cdot}$

The first Cu. lead up a D. change hands, and lead down a D. • Take hands with the 2. Cu. and all four half round, first man and 2. Wo. change places $\dot{\cdot}$

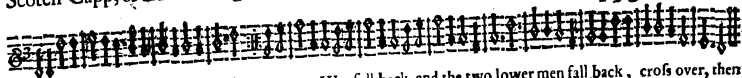
First Cu. cross over, meet in the second place, change places • The three uppermost men, and the three We. hands, fall a D. back a. and 3. Cu. change each with his own, while the first Cu. meet, then fall a D. back again three and three $\dot{\cdot}$

The first man and Wo. being in the middle, lead up all a breast a D. and back • We. slip before the men to the right, and men behind the We. to the left, going a compass to their places as at first $\dot{\cdot}$

The 2. We. lead up between the second, then crossing over the first Wo. go behind the 2. man, and the 2. behind the first • Men change over by the right hands, then giving left hands to their own We. turn the first Cu. into the 2. place, and the 2. in the first $\dot{\cdot}$

Now standing as in Greenwood, the first man between the 2. and 3. Wo. and the first Wo. between the 2. and 3. man, the first Cu. lead up, cast off and meet below, whilst the 2. and 3. We. and the 2. and 3. men change places • The first Cu. being in the 3. place, arms whilst the other four take hands and go half round to the left $\dot{\cdot}$

Scotch Capp, or Edenborough Castle.

Longways for six.

Lead up, back again —
That again —

The two upper We. fall back, and the two lower men fall back, cross over, then the first man and the lower wo. cross over, then the two upper men fall back and the two lower We. cross over, then the other cross over as before, these three times over —


Sides — That again —

Three men and three We. joining hands, fall all back, and meet all, men turn your faces one towards another, We. doing the like, the two ends on each side arms while the middle with his own, then fall back, then turn your backs together, and every one turn his own.

Arms — That again —

Three men slip up, and three We. slip down, then the lower man give his right hand to the first Wo. and so go into your places by hands, then the We. slip up and the men slip down, and the first and last give hands to your places as before. —

Souldiers Life.

Longways for as many as will.

Lead up all a D. forwards and back, set and turn S. ♩ That again ♩ First man set to his own Wo. then set to the 2. man, turn the 2. Wo. ♩ Set to the 2. Wo. then to the 3. man, turn the 3. Wo. ♩ Set to the 3. Wo. then to the 4. man, turn the 4. Wo. ♩ Do thus to the last, your Wo. following you in the same manner. Every Cu. do thus.

First man lead down his Wo. a D. then give his right hand to the 2. Wo. while his Wo. do the like to the 2. man, turn them, and then your own with your left hand; the same forward, till you come to the bottom.

First man go about the 2. Wo. while his Wo. doth the like to the 2. man, they meet and go about one another and turn, taking hands, the same again till they come to the bottom.

Green-Goose-Fair, or Solomons Jigg.

Longways for eight.

Lead up all forward and back, turn S. ◡
That again ㄥ

First Cu. cast off, meet below and come to your places between the rest ◡ Last Cu. go up on the outside, and come down to your places between the rest ㄥ

Sides all, and turn S. ◡ That again ㄥ

First Cu. go down between the rest, and come up on the outside ◡ The last Cu. go up between the rest, go down on the outside ㄥ

Arms all, and turn S. ◡ That again ㄥ

First Cu. go down the S. Hay on their own sides, and come up again, the rest standing still ㄥ

The Spanish Jepsie.

Longways for eight.

Lead up forwards and back ◡ That again ◡ Turn all back to back, faces again, go all about your We. not turning your faces. That again the other way ◡ First and last Cu. meet a D. back again, turn all back to back, faces again, go about each other, not turning your faces, the other way as much ◡ The other four as much ◡

Sides all ◡ That again ◡ Turn back to back, faces again, go about your own as before ◡ First and last Cu. meet and go back, turn back to back, faces again take hands and go round, back again ◡ Then the other four as much ◡

Arms all ◡ That again ◡ Turn back to back, faces again, go about your own as before ◡ First and last Cu. meet, back again, turn back to back, faces again, right hands across and go round, then left round ◡ The other four as much ◡

The Saraband.


Longways for as many as will

Lead up all forwards and back, that again, set and turn S. That again \cdot The two first on each side hands and go a D. back, meet again, go all a D. cross over forwards and back, then go round towards the right hand, falling into each others places, set and turn S. \cdot Do this change to the last, the rest following.

Sides all, that again, set and turn S. that again \cdot First Cu. slip down between the 2. change all four with your own, cast off all four the Co. way, come to the same places again, and change with your own, set and turn S. \cdot Do this to the last, the rest following.

Arms all, that again, set and turn S. that again \cdot The first four change places with their own, then change with the 2. on the same side, then take right hands across, and go a quarter round, first Cu. fall into the 2. place, set and turn S. \cdot Do thus to the last, the rest following.

Skellamefago, or Don Pedro.

Longways for as many as will.

Lead up all a D. forwards and back, set and turn S. \circ That again \triangle First Cu. arms once and a half between the 2. into the second place, set each to the 2. Cu. and change places with your own \circ Do this change to the last, the rest following.

Sides all, set and turn S. \circ That again \triangle First Cu. slip down between the 2. turn each your own, then turn each others Wo. turn your own again \circ Do this to the last, the rest following.

Arms all, set and turn S. \circ That again \triangle First four take hands across and go round, first man change places with the 2. Wo. first Wo. change with the 2. man, then change both with your own \circ Do this change to the last, the rest following.

Trenchmore.


Longways for as many as will.

Lead up all a D. forwards and back 3. times, cast off, meet below, and come up, do so 3. times : First Cu. go down under the 2. Cu, arms, the 3. come up under the first, do this forward and back twice or thrice.

First man set to the 2. Wo. then to his own, then to the 3. Wo. then to his own, then to the 4. Wo. then to his own, and so to all the We. and men, then your Wo, do the same : then arm them as you set to them, arming your Wo. then your Wo. as much.

Lead up again, then turn your Wo. with your right hand, and the 2. with your left, your Wo. falling as you turn till you come to your place, then your Wo. do the same, you following her, the rest doing these changes.

Shepherds Holiday, or Labour in Vain.

Longways for six.

Lead up all a D. back, cros
over — Lead down, back
again, cros over —

The first man slip before the 2. man, while his first Wo. before the 2. Wo. then the last man slip behind the 2. man, while his Wo. behind the 2. Wo. then all six turn round about to the left hand into their places, then the last Cu. do as the first, and first as the last —

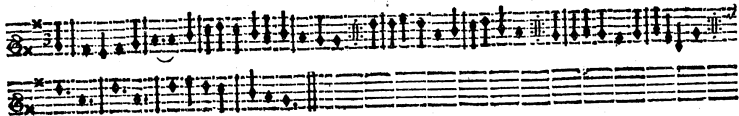
Sides, back again, cros
over — That again —



Three men and three We. back, joyning hands, meet three men, hands and go round, We doing the like, men and We. back as before and meet, hands backward and go round as before.



Arms as you sided —



The first man cros into the 2. Wo. place, and his Wo. into the 2. man place, &c.



Row well ye Marriners.

Longways for as many as will.

Lead up a D. for-
ward and back 
That again 


First man two slips
cross the room one
way, the Wo. the
other  back again
to your places 

Fall back both 
Meet again 

Clap both your own hands, then clap each others
right hands against one anothers, clap both your
own hands again, then clap left hands, then clap
both hands again, then clap your breasts, then
meet both your hands against one anothers 
The same again, only clap left hands first 

First man sides with the next Wo. and his Wo. with the next man, doing the like till you come to your own places, the rest following and doing the same.

The Garland, or a Summers day.

Longways for six.

Lead up all a D. forwards and back, set and
turn S. ◡ That again ◡

The men take all hands, and the women hands, meet all a
D. back again: the first on each side go under the others Arms
on their own side, and meet below ◡ Hands again; and the
next Cu. as much ◡ Hands again, and the next Cu. as
much ◡

Sides all, set and turn single ◡ That again ◡ As before ◡

Arms all, set and turn single ◡ That again ◡ As before ◡

Under and over.

Longways for as many as will.

Lead up all a D. forwards and back, set and
turn S. ☺ That again ☺

First Cu. meet and back, turn once and a half by both hands ☺
Set each to the 2. and go back, turn by both hands ☺ Do thus
to the last, the rest following.


Sides all, set and turn S. ☺ That again ☺

The first and 2. on each side hands and go back, meet and cross
over, take hands behind you, go half round into each others
places ☺ Do thus to the last.

Arms all, set and turn S. ☺ That again ☺

First Cu. meet, fall back, and fall to the 2. place, cross over be-
tween the 2. Cu. Do thus to the last, the rest following.

The Lord Chamberlins delight.

Longways for as many as will.

Lead up forwards and back, Fall back a D.
meet again, set and turn single • All this
again 4

First couple meet, and cross over to the second, take them by both hands, put them
back, set them face to face, fall into the second place and cross over • Do this
to the last 4


Sides all, and all again as before • That
again 4

First four hands and round, First couple meet, take hands and slip down between
the second, set and turn single • Do this change to the last, the rest following 4

Arms all, and all as before • That
again 4

First four cast off and come to your places, the first man and second We change
places, the other do the like, then change both with your own • Do this to the last 4

The Lady Murrays Delight:

Longways for as many as will.

Lead up all a D. forwards and
back ˘ That again ˘

First man and second Wo. change places, First Wo. and second man change,
Then the first man change with his own, the second as much ˘ Do thus to
the last, the rest following ˘

Sides all ˘ That again ˘


First couple change with their own, the second as much, hands and go
half round into each others places ˘ Do thus to the last, the rest
following ˘

Arms all ˘ That again ˘

First four hands and go round, first couple meet and take hands, slip into
the second place ˘ Do thus to the last, the rest following ˘

Pegasus, or the Flying-Horfe.

Longways for eight.



Lead up all forwards and back,
Set and turn Single — That
again —

First and third men put your wo.
back by both hands, while the o-
ther go Co. back again to your
own places, set and turn single —
all that again the contrary way —

Honour all, step
forwards, and
Honour again
—

Turn all your own
— First couple
cast off, the rest
turning their own

Sides all, set and turn single —
That again —

As before —

As before —

As before —


Arms all, set and turn S. —
That again —

As before —

As before —

As before —

Catching of Fleas.

Longways for as many as will.

Lead up all forwards and
back ◡ That again ◡

First couple meet and take right hands, then go over and slip into the second place, change places again ◡ Do thus to the last.

Sides all ◡ That a-
gain ◡


First couple cross over between the second couple, cross over again between them, cast off all four and come to your places ◡ The rest doing the like change ◡

Arms all ◡ That a-
gain ◡

First couple fall down into the second place on the outside, back again to your places, take both hands, slip down between them, turn single ◡ This change to the last ◡

The Phenix.

Longways for eight.



Lead up all a.D. forwards and back • That again ∴

Set and turn single • That again ∴

First man go down on the outside of the We. to the left the rest following,
Take every man a Wo. by both hands • Put the We. a D. back and for-
wards ∴

Back all, change places • That again ∴

Women go down and do as the men did ∴

Back and change places as before.

First couple cross over and go to the lower end, the second couple following
and not cross, the third couple cross and follow, the fourth not cross, take
hands all in a Ring • Go all round ∴

Set and turn single • That again ∴

Turn the contrary Wo. • men hands and go round ∴

We. meet and turn single • men as much ∴

Turn your own • Women hands and go round ∴

Men meet and turn single • We. as much ∴


Four on each side the single Hay ∴

Set and turn single • That again ∴

As before, Four cross and four not cross • lead up, cast off and come
to your places ∴

Set and turn single • that again ∴

Saturday night and Sunday morning. *Longways for as many as will.*



Lead up all a D. forwards and back ♪ That again ♪ Set and turn S. ♪ That again ♪

First and second Cu. go about your own, not turning your faces ♪ Men the like about each other, and We. about each other ♪

First man and 2. Wo. change across, first Wo. and 2. man as much ♪ Each change with his own, set ♪ And so forward, the rest following in order.

First man take his Wo. in his left hand, and lead her downward under the 2. Cu. arms, lead up again, the 2. Cu. coming under your arms ♪ First man take the 2. man by the left with his right, and calling off, come to your places, We. doing the like at the same time.


Change places with your own, men change places, We. changing at the same time ♪ Change each with his own, set ♪ And forward to the rest ♪

First Cu. and 2. meet, men hands, We. hands lead to the Wall ♪ Meet again, take your own We. and, lead from each other.

Change with your own, men change, and We. change at the same time ♪ Change again with your own, set ♪ And so forward to the rest ♪

The Whiff.

Longways for six.



Head up a D. forward and back,
set and fall back. That again.

The 2. man lead in the first man between the two first We. cast off, fall to your places, and arms. Then lead in the last man between the two last We. fall to your places, and arms. Then the middle Wo. do as much.


Sides all, set and fall back.
That again.

The 2. Cu. lead up between the first, cast off, fall to your places, turn your own. As much between the last Cu. Then lead in between them as before.

Arms all, set and fall back.
That again.

The 2. Cu. cross over between the first Cu. cross over again between them, fall to your places. Then as much between the last. Then lead in between them, as at the first.

Woodycock, or the Green-man.

Longways for six.

Lead up a D. forwards and back — That again —

Set and turn & — That again —

The 2. Cu. lead up between the first, cast off and come to your places
— Lead down between the last Cu. and as much —

As before —

Sides all — That again —

The 2. man crosses over, and go about the first wo. while the 2. wo. goes
about the last man, and turn to your places — Then the 2. man about the
last wo. while the 2. wo. goes about the first man, and to your places —

As before —

Arms all — That again —

As before —

Men the single Hay —

As before —


Women the single Hay —

As before —

The D. Hay all —

As before —

What you Please.

Longways for as many will.

Lead up all, fall back, that again. Set to your own, fall back, that again. The 1. man crosses over with his Wo. then take the 2. Wo. by the right hand, the 1. Wo. take the 2. man by the right hand, and fall back.

Meet your own and fall back 1. man go in the figure of 8. about the 2. man & the 1. wo go in the figure of 8. about the 2. wo. and down into the 2. Cu. place, to your own and fall back, the rest following do the same.

The 1. Cu. crosses over and fall back, and the 1. man take the 2. Wo. by the right hand, the 1. Wo. take the 2. man by the left hand, and lead up all four a breast, and fall back.

The 2. Cu. go in the Hay the 1. following the Hay down into the 2. Cu. place, and Arms with your own. The rest following and doing the same.

The 1. Cu. fall back and slip down, the 2. Cu. slip up into the 1. Cu. place, the 1. man crosses over with the 2. Wo. and change places, the 1. Wo. crosses over with the 2. man and change places.

Hands half round all four and fall back, set to your own and fall back, the rest following, and do the same.

The Twins.

Longways for eight.

Lead up all forwards and
back . That again .

First and last Cu. take right hands across and go round, changing places while
the other four go back, meet and turn their own . All this again .


Sides all . That again .

First four cross with your own We. then first and 2. Cu. meet and stand even,
then change places with your own in the Co. place, the last four doing the
same . As this again .

Arms all . That again .

First four hands and half round, set and turn S. . The other four as much .
All this again .

Watton Towns end.

Longways for as many as will.


Lead up and fall back, jump up all to your own, and turn round single, That again.

The two first men and the first Wo. fall back from your own and meet, jump up thrice to your own, and the first Cu. cast off into the second Cu. place, whilst the second Cu. slip up into the first Cu. place, Do this to all the rest following :-

The first man and second Wo. change places, and then the first Wo. and second man change places and jump up to their own thrice, and then change places with your own, the rest following :-

The first and second Cu. take hands and go half round and jump to your own, then change places with your own, do this to the rest following :-

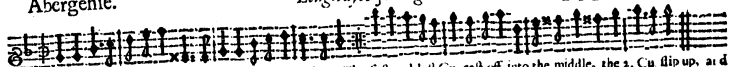
Spring Garden.

Longways for eight.

- Lead up forwards and back ◦
That again ◡
- Four to one end, and four to the other, hands half round, and fall back from one another, and change places men in the middle, and the ends with their own ◦
This again ◡. Then all again.
-
- Men change back to back, and We. the like, change each with his own ◡. That again ◡.
- Cast off at both ends, the 2. follow the first, and the 3. the 4. set to them you meet and change places with them ◦. First and 2. lead down, the other up, and change places ◡. All this again.
-
- Lead to the Wall forward and back ◦. Turn off, and change each with his own ◡.
- First and last Cu. meet, and the 2. and 3. fall back, the men arm in the middle and the ends, with their own ◦. This again ◡. Then all again.

Abergenie.

Longways for eight.




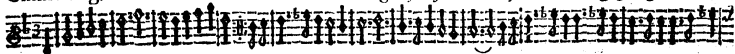
Lead up, and fall back, that again. Set and fall back, that again.

The first and last Cu. cast off into the middle, the 2. Cu. slip up, and the 3. Cu. slip down at the same time, the 2. and 3. Cu. cast off and back again into their own places at the same time.

The first Cu. take hands betwixt the 2. Cu. and the last Cu. take hands betwixt the 3. Cu. and meet the first and 2. Cu. all of a breast, and fall back, the first man turn the 2. man up into his place, and the first Wo. turn up the 2. Wo. into her place, the last man turn down the 3. man into his place and the last Wo. turn down the 3. Wo. into her place all at one time, the 2. and 3. Cu. do the like.

The 2. and 3. Cu. hold up hands and let the first and last Cu. go under into their places, the first and last man lead out to the Wall, and the first and last Wo. lead out to the Wall, and the 2. Cu. lead up, and the 3. Cu. lead down, all lead back again at one time, change places all with your own and turn round S. The 1. and 2. Cu. hands half round, the 1. Cu. change places with the 2. Cu. and the last Cu. change places with 3. Cu. all at one time, and 3. Cu. do the same all over.

The first and last Cu. meet and change places with their own, 2. Cu. slip up, and 3. Cu. slip down, the 2. Cu. cast off into the first Cu. places, and the 3. Cu. cast off about the last Cu. into the last Cu. place, and stand all at one time, the first man change places with the last Wo. and the first Wo. change with the last man, the first and last man, and first and last Wo. give right hand and left hand to the next, the first Cu. turn into the 2. Cu. place, and the 3. Cu. turn down into the last Cu. place, the 2. and 3. Cu. doing the same.

Ginnie Pug, or Strawberries and Cream. *Longways for as many as will.*

Lead up all and fall back, that again, set to your own, fall back, meet your own and arms.

The first and second men lead up, the first and second Wo. walk down and turn single, that back again. The 1. Cu. cast off into the 2. Cu. place, hand round all four, the rest following and do the like.

The first man put back his wo. and lead down, the 2. man pull his Wo. to him, and lead up the Co. lead up and down, and the 2. Cu. lead down and up the first Cu.

The first man pull his Wo. to him into the 2. Cu. place, and slip through them into their own places, and hands half round all four, and change places with your own, the rest following and do the like.

The 1. Cu. meet the 2. Cu. and change places, the 1. Wo. and 2. man go in the Hey with the 1. man and 2. Wo. untill the first man and second wo. be in the middle, the two men being on Wo. side, and the two Wo. on the mens side, then lead up all four a breast and fall back, the first man give his right hand to the 2. man, and the first Wo. her right hand to the 2. Wo. and her left hand to her own, the rest following and do the like.

(123)

Simple Simon, or Huddle-duddle. *Longways for eight.*




Lead up all forward, and back • That again ∴

First man put back the 2. Wo. by both hands, and change places with her, the 2. man doing as much with the first. Then We. do the same to the man •

First and 2. man arms with each others Wo. and stay in each others places. We. do the same to the men •

First Cu. crosses over behind the 2. then the 2. behind the first, the first honour and salute, cast off into the 2. place •

The New Conceit, (or the Sparagus Garden.) For four.



Meet, turn round inward \circ Fall
back, turn round outward $\underline{\quad}$

Left hands to your own and turn-
ing her quite round, give right
hands to the Co. \circ Left hands
to Co. and right to your own $\underline{\quad}$

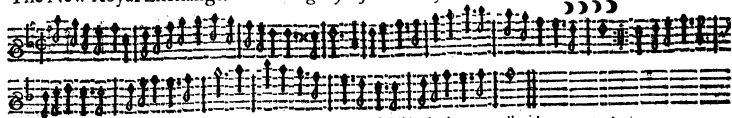
Back to back with the Co. $\underline{\quad}$
Then your own $\underline{\quad}$

Slip before your Wo. and back again behind her, arms with the Co. $\underline{\quad}$
That again slipping behind her first $\underline{\quad}$

First Wo. walk round her man on the outside, then go through the 2. Co.
her man following her to their places, then the 2. Co. the like $\underline{\quad}$

Men cast off to the left hand the We. following them and go round, stay
in the Co. places, and the men being in the We. places, and the We. in the
mens, set each to his own $\underline{\quad}$ We. cast off in like manner, then following
to your places, set to the Co. $\underline{\quad}$

The New Royal Exchange.

Longways for as many as will.

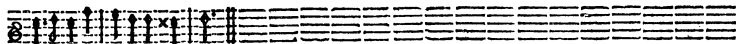
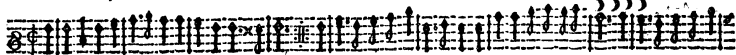
Lead up all and fall back, That again \therefore Set to all your own and fall back, then arms all with your own \therefore

The two first men take hands, and the two first Wo. take hands and fall back from your own, then meet them and then change places with them and turn round single, the first man and second wo. turn back to back, and then the first Wo. and second man turn back to back, then all four take hands behind them and go half round \therefore Do this to all the rest \therefore

The first and second man, and the first and second Wo. take hands and fall back, then meet, and the second man take the first Wo. with his right hand and walk half round till the first man goes into the second Wo. place, then the first man and second Wo. change places and give their right hands to their own, and go half round, till the first Cu. comes into the second Cu. place, and the second into the first Cu. place, do this to all, the rest following \therefore

The first and second man, and the first and second Wo. fall back from your own, then meet the second man and second Wo. turn back to back, then the first man and Wo. change places, and the first man take the second Wo. by both hands, and change places with them, the first man and second man being in each others place, and the two first Wo. in their own places, then the first and second Wo. cross over to their own and arms with them, do this to all, the rest following \therefore

Prince Ruperts March.

Longways for eight.

Lead all round to the right hand
and come to your places again 3

First man turn down to the right hand and stand before the last Wo. the second man before the third, and the third before the second Wo. your faces all to the left hand, and march towards the Wall, and change places with the We. 2 Do this again till you come to your places 3

Lead all round to the left hand, and
come to your places again 3

The We do as the men have done, only they must go down behind the men, and stand as the men did before them 2 This again till you come to your places.

Lead all round to the right hand
as at the first 3

Men march all on the outside of the We. the We. marching down on the outside of the men, open all a D. and close again 2 The We. march up to their places on the outside and the men in the inside, the We. open all and close again 3

The Duke of Lorain's March.

Longways for as many as will.

Lead up all and fall back, that again \therefore Set to your own and fall back, then arms with your own \therefore

The first man and second Wo. walk round their own, and stand before them, then go on the Hey till the first Wo. and second man meet each other, then give right hands to each other, and left hands to your own, the first Cu. being in the second Cu. place, and the second in the first Cu. place, then take hands all four and go round, do this to all, the rest following \therefore

The two first men take hands and go to the Wall, and their We. following them, and fall back betwixt them, then take hands and fall back, and the first and second man give hands behind them and go half round, the first Cu. being in the second Cu. place, and the second Cu. in the first Cu. place, then arms with your own, do this to all, the rest following \therefore

The two first We. lead to the Wall and their men follow them and fall betwixt them, then the first Wo. and second Wo. lead their men round into their own places, the first man and second Wo. change places, and then first Wo. and second man change places, then take hands all four and go half round, and the first Cu. cast off into the second Cu. place, do this to all, the rest following.

The Cuckow, or Smiths Rant.

Longways for as many as will.


Lead up, and fall back, that again. Set to your own twice, and arms with your own:

First man meet his Wo. and turn round single, change places, and turn round single, Clap your Wo. first with the right hand, then with the left hand, and fill up and turn round single, and arms with your own once round. Do this to the rest, going down on the contrary side, the rest following.

The first man take his Wo. by the left hand, and hold up hands, and let the 2. Wo. go underneath, and change places with his own Wo. and the two We. hold up hands and let the first man go underneath into his own place, and the two We. change places into their own, the first man and the two first We. clap hands, fill up, and stamp with the right foot, and turn round S. and hands round into your own places. The first Cu. do the same to the 2. man, and hands half round all four, and change places with your own, the rest following.

The first Cu. meet the 2. and turn round S. the first Cu. change places with the 2. Cu. and turn S. the first man put the 2. man into the first Wo. place, and the 2. Wo. put the first Wo. into the 2. mans place, and turn back to back and clap hands, fill up, and the 1. man arms with his Wo. by the right hand, and turn her down into the 2. Cu. place, the rest following.

The Slip.

Longways for as many as will.

Honour to the presence • Honour
to your own ˘

The two first men hands, and the two first we. hands and fall back from each other, men and we. open, close again, and change places each with his own ˘ Fall back again, open, close, and change places as before ˘

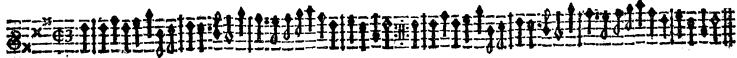
First man lead his wo. down half
way and honour to her • Lead her
to the bottom, and honour to her ˘

Then take hands with the last man, his wo. taking hands with the last wo. fall back from each other, open, close, and change places as before, the four uppermost doing the like at the same time ˘ That again as at first ˘

The 2. man lead down his wo. as
before ˘

That as before, the rest following in order.

Tom Tinker.

Longways for as many as will.


Lead up all a D. change places with your Wo. keeping them still in your hand, faces downward. Lead down a D. change places as before, facing to the presence.

First man slip down before the 2. man, then the first Wo. slip down behind the 2. Wo. the first Cu. turn off round into the 2. place, and the 2. into the first place. The 2. Cu. do as much, to their places.

First man march towards the Wall, his wo. following him while the 2. Wo. marches towards the other Wall, the man following her, first man take his Wo. in his right hand, facing to the presence, fall back a D. while the 2. man takes his Wo. in his left hand facing downward, falls back a D. now the 1. Cu. being in the 2. place, and the 2. in the 1. meet and pass through, the 1. man cast off to the left hand, and fall into the 2. place of the two, side, his Wo. following him, while the 2. Wo. casteth off, and falls into the 1. place, her man following her.

First man and 2. Wo. cross over, the first man going about the 2. man to his place and the 2. Wo. about the 1. Wo. First man and 2. Wo. take both hands, the 1. Wo. come in between your arms, the 2. man as much, kiss and arm each with his own, the 1. Cu. in the 2. place, and the 2. in the first place.

The Gossips Frolick.

Longways for as many as will.

Lead up all and fall back $\frac{3}{4}$. Turn round single, back again, set to your own and fall back, arms with your own.

The first Cu. cast off into the second Cu. place, and the second Cu. slip up and change places with his own, the first man and second Wo. and first Wo. and second man meet, set, then set to your own, the first Cu. lead up betwixt the second Cu. and change with his own, the first and second men and the first Wo. and second Wo. change places, then change with your own. Do this to all, the rest following.

The first and second Cu. meet and fall back, turn round single, turn back again, walk round all four till the first man comes into the second mans place, then take the second Wo. by both hands and turn her quite round, while the first Wo. goes into the second Wo. place, and the first man into the second mans place: do this to all, the rest following.

The first Co. man change places with his Wo. the first man go on the outside on the second Wo. and stand before her, and the first Wo. go on the outside of the second man and stand before him, the first man set to his Wo. whilst the second man and second Wo. walk to the Wall, then meet the Co. the first man lead up his Wo. and change places, and cast off into the second Co. place, whilst the second Cu. lead up: Do this to all, the rest following.

The Devils Dream.

Longways for as many as will.

Lead up all, and fall back $\underline{\cdot}$ That again $\underline{\cdot}$ Set to your own and fall back $\underline{\cdot}$ That again $\underline{\cdot}$

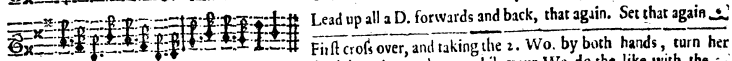
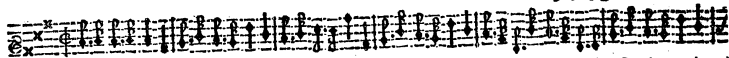
The first Cu. take hands and meet the second Cu. and the first man take hands with the second man, and the first Wo. with the second Wo. and fall back from your own $\underline{\cdot}$ The two first men meet their We. and change places with them $\underline{\cdot}$

The first man change places with the second Wo. $\underline{\cdot}$ And the first wo. with the second man $\underline{\cdot}$ And turn single. Do this to all, the rest following $\underline{\cdot}$

The first man take hands with the second man, and the first wo. with the second wo. the first man pull up the second man, and the second wo. put back the first wo. then the first wo. fall back against the second mans back $\underline{\cdot}$ Then the first man put back the second man on the Co. side, and the second wo. put back the first wo. on the Co. side, and fall back $\underline{\cdot}$ Then the two men and two wo. change places and fall back $\underline{\cdot}$ Then meet your own from each other and change places $\underline{\cdot}$ Do this to all the rest $\underline{\cdot}$

The first Cu. meet the second Cu. and take hands and fall back on the outside of them $\underline{\cdot}$ Then lead up all of a breast and fall back $\underline{\cdot}$ Then take hands round all four and go half round $\underline{\cdot}$ Then meet your own and change places $\underline{\cdot}$ The rest doing the like $\underline{\cdot}$

The Puncks Delight. (*The new way.*) Longways for as many as will. ○○○○
))))



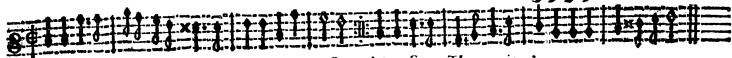
Lead up all a D. forwards and back, that again. Set that again

First cross over, and taking the 2. Wo. by both hands, turn her half about with her back inwards, then put her back into the 2. place, while your We. do the like with the man in the 1. place, slip through each other, hands all 4. round, then the 1. Cu. arms in the 2. place, whilst the 2. Cu. arms in the 1.

First man going on the outside, and his Wo. on the inside, the 2. Wo. meet behind him, then the 1. man going on the inside his Wo. on the outside the 2. man, meet behind him, then the 1. Cu. and the 2. man right hands across and go round, then the 1. Cu. and 2. Wo. right hands across and go round, the first Cu. falling into the 2. place.

First man going on the outside the first Wo. the 2. man following him, the first man go through between the first and 2. We. and march to the wall, the 2. We. taking hands and following him, the 2. man behind them, then facing back, follow the other man to the other Wall, then meet, cast off to the right, your own We. following you, and stay the men in the We. places, and the We. in their mens places by the right hands We. doing the like, each change with his own by the left

My Lady Cullen.

Longways for as many as will.

Lead up all a D. and back ◡ That again ◡

Set and turn S. ◡ That again ◡

First Cu. crosses over and fall on the outside into the 2. place, and change places ◡ The first four hands all a breast, and lead up to the presence, and fall back ◡

Right hands across and go round all four ◡ Left hands across, and go round back again ◡

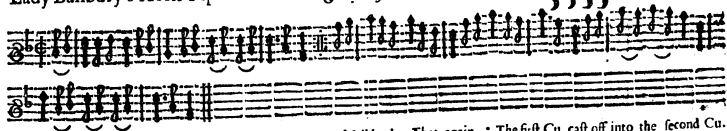
First Cu. cast off, and fall into the 2. place, slip between the 2. Cu. the first man standing before the 2. man, and the first Wo. before the 2. Wo. ◡ The 2. Cu. cast off, and fall between the first, stand as before ◡

The 2. Cu. take both hands, and slip up, whilst the first Cu. take both hands and slip down, holding hands so still, both Cu. slip together ◡ Set and turn S. ◡

First Cu. crosses over and fall on the outside into the 2. place ◡ The first four hands a breast and lead up to the presence, and back again ◡

Each face to his own and clap your hands, We. arms, whilst the men arms ◡ Arms each other with his own, the first Cu. in the 2. place, and the 2. Cu. in the 1. place ◡

Lady Banbury's Horn-Pipe.


Longways for as many as will.

Lead up and fall back : That again : Set to your own and fall back, That again : The first Cu. cast off into the second Cu. place : The first man and his Wo. change places, the first man and first Wo. take the second mans Wo. by the left hand, and fall on the outside of them : The first man lead down the second Wo. and the first Wo. lead up the second man and fall back, the second man and second Wo. take right hands across, and hold the second man and first Wo. with their left hands and go half way round and change places with your own, the first Cu. being in the second Cu. place : Do this to the rest.

The first man take the second man by both hands, and the first Wo. take the second Wo. by both hands, the first man pull up the second man, and the first Wo. put back the second Wo. the first man clap the second man and first Wo. back to back, whilst the first and second Wo. change places on the outside of the first Wo. and second man : The first Wo. and second man slip to their right hands, then the first man and second Wo. change places betwixt the second man and first Wo. then give right hands across and go half round and change places with your own : Do this to the rest.

The first man stand before his Wo. then the second man stand before his Wo. : Then walk up the first and second Co. behind each other and fall back, the first man slip to his right hand, and his Wo. to his Wo. to her left hand, then the second man slip to his right hand, and his Wo. to her left hand, then the first Cu. cast off into the second Cu. place, whilst the first Cu. leads up, then change places with your own : Do this to the rest.

The Whirligig.

Longways for six.

Lead up all a D. forwards and
back — That again —

The middle Cu. go up between the first, cast off, and come to your places
again, then cross over between them like the figure of 8 to your places — Then
as much with the last Cu. — Cast off, all do thus.


Sides all — That again —

The 2. tan arms with the first Wo. and they three go the S. Hey, while the 2.
Wo. turns the last man, and do the like with them — That again, the 2. Cu.
changing their ends — Cast off, all do thus.

Arms all — That again —

First 4. cast and come to your places, then take right hands across and go round
to your places — As much with the last Cu. — Cast off: All do this change.

Amarillis.

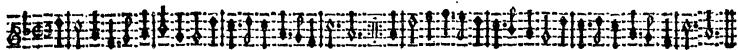
Longways for as many as will.

Lead up and back, that again \therefore Then set to your own Wo. and fall back, and turn her about \therefore

Cross over with your own Wo. into the second place, the second couple leading up between, the second couple doing as much \therefore The first man crossing over with the second Wo. the first Wo. crossing over with the second man, then take all hands and go quite round \bullet Do this to the last.

The second couple lead up and slide out from your own, fall back and slide in \therefore The first man takes his Wo. by the right hand and leads into the second place, then cast off into their own place and meet, then cast off into the second place, do this to the last \bullet

Black Jack.

Longways for as many as will.


Lead up all, and down \curvearrowright That again, set to your own, and fall back \curvearrowright That again.

The first man cast off and goes round, the 2. man and the 2. Wo. follows him into their own places, the first Wo. and the 2. man does as much \curvearrowright The first couple leads down the middle, and back again, and then cast off into the 2. place and foot it \curvearrowright Do this to the last.

The first man takes his wo. in his left hand, and the second Wo. in his right hand, and leads to the wall and back, then turn about and take the 2. man and lead to the Wall, and back \curvearrowright Take all hands and go half round, and foot it, go back again, the first couple cast off into the second place \curvearrowright Do this to the last.

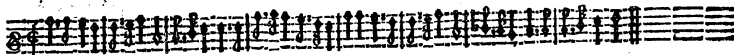
The first couple cast off into the Second place, take hands, and lead up all a breast and back \curvearrowright The first couple being in the 2. place take hands and turn, the other couple set the men, then they turn, and the other set \curvearrowright Do this to the last.

The New Vagarie.

Longwayes for as many as will.

Lead up all back \bullet That again, the first man hovers to the second Wo. and turn her about and fall into their own places, the first Wo. and the second man do as much $\dot{\bar{z}}$ The first man and the second Wo. goes back to back, and fall into their own places, the first Wo. and the second man does as much $\dot{\bar{z}}$ The two men clap hands and the 2. Wo. then turn all round single, then clap hands with your own, and cast off into the Second place $\dot{\bar{z}}$ Do this to the last.

Cavy Lillyman.

Longways for as many as will.

The first couple lead up, the 2. couple lead down, turn about and lead the first couple, cast off into the 2. place, do this to the last:

The first couple take hands and change places, the first man and the 2. Wo take hands, and first Wo. and the 2. man take hands and change places, then take hands with your own and change places, do this to the last.

The first man cast off, his Wo. following him into the second place, so going the Figure of 8. the Wo. cast off and does as much, so do this to the last.


Wallingford-House.

Longways for as many as will.

The first man goes round his own Wo. the 2. Wo. following him, falling into their own places, the first Wo. and the 2. man do as much — The first man and the 2. Wo. cross over, and turn single, then take all hands and go a quarter round, and turn all single, then the other couple cross over, and turn single, then take all hands and go round till you come to your own places, and cast off to the 2. place, do this to the last —

The first couple lead up, the 2. couple leads down, back again — That again, the 2. man go between their own We. and goes round them into their own places, then take all hands and go half round, and turn all single, the We. do as much round the men, then take all hands and go half round, then the first couple cast off, do this to the last —

Jameko.

Longways for as many as will.

The first man take his Wo. by the right hand, then with his left, and so holding hands, change places, then do the same to the 2. Wo. the first Wo. and the 2. man do the same. Then fall back from your own, the first couple being in the second place, go the Figure of 8. Do this to the last.

The first man take hands with the second Wo. and turn her round, the first Wo. and the 2. man do as much. Then the two men take hands and two Wo. take hands and turn once and a half, and then turn your own. Do this to the last.


The Mulberry Garden.

Longways for as many as will.

Lead up all, back, that again — Fall all back, meet, fall back again, then every man turn his own Wo.


Go back to back with your own Wo. the 2. couple doing the same, then the 2. men and the 2. We. goes back to back — Then take all hands and go half round, Then change with your own Wo. The 2. couple being in the first place must foot it, and cast off, the other leading up, then they foot it and cast off — Do this to the last.

Singletons Slip.

Longways for as many as will.

Lead up all, the first man change places, with the 2. man and lead out, and then in, the first Wo. doing the same. Then the men and We. fall back, and then meet, foot it, then the second couple being in the first place must cast off then fall back as before, and foot it, and cast off, do this to the last.

Motions Jig.

Longways for as many as will.

Lead up all a D. and
back — That again —

The first man crosses over with his own Wo. and turn single — Then the second Wo. and the second man crosses over and turn single — Then the first man crosses with the second Wo. and the second man with the first Wo. then take all hands and go half round, then crosses over as before — And then set to your own and change places, do this to the last —

Sides all — That again —
Arms all — That again —

The first man crosses over with his own Wo. into the second place, first man take hands with the second Wo. and the first Wo. with the second man, then meet and fall back, then the second man and Wo. crosses over, then take all hands and lead up all a breast and fall back, the first Cu. being in the middle, set to one another, the other man an Wo. sets towards the Wall, then set about, then right and left, then set as before, do this to the last —

Northern Nancy.

Longways for as many as will.

Lead up all forward and back, The first man and the second Wo. go back to back, and fall into their own places, The first Wo. and the second man do as much. The second man take hands and turn once and a half, and the second Wo. as much at the same time, then turn your own, do this to the last.

The first man and Wo. cross over into the seconds places, then cross over into the third place. Then lead up in the middle to the top, and cast off into the second place, and take hands and turn Round, do this change to the last.



The Irish Trot.

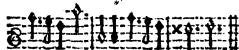
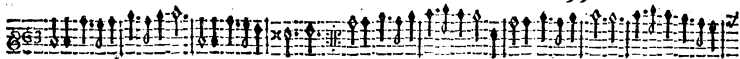
Longways for as many as will.

Lead up all a D. and back, set and turn S. \circ Lead down all a D. and back, set and turn S. \sphericalangle The first man take his Wo. with his right hand, then with his left, and so holding hands across change places, fall back from each other, meet again, fall back, then arms with your Wo. and stay in your places, the man on the Wo. side and his Wo. on the mens side \sphericalangle hands in like manner with the 2. Wo. changing places, with her on the right hand, while the Wo. doth the like with the 2. man holding him in her left hand, both Cu. fall back from each other, meet again, fall back, arms with your own, and so forward to the rest, who following do the like.

Take your own Wo. in your right hand, and the 2. Wo. on your left, meet the 2. man, fall back, each man honour to his own Wo. then to each others Wo. take them by the right hands, then your own by the left hand, the first Cu. into the 2. place, and the 2. into the first place \circ The rest following \sphericalangle

Lead up all a D. and back, cast off all and meet, the first Cu. below, and the last Cu. above, take your We. in your left hand, and lead them all to the left, round about the same places. Lead down all a D. and back, cast off and meet in your own places, as at the first, take your We. in your right hands, and lead them round about to the right hand to your own places \circ

Lulle me beyond thee.

Longways for eight thus,

Meet all a D. and back
That again

First man and 2. wo. the 2. man and first wo. lead out to the wall, while the 3. and 4. meet, the first and 3. Cu. fall back from the 2. and 4. Cu. four and four a breast, meet all and turn each his opposite. This again, those leading out that lead in, falling back to the wall each turn his own.


First and 3. Cu. sides with your own, then with each others, whilst the other side with their own.

First man and 3. man, the 2. wo. and 4. wo. lead a breast to the wall, fall back and hands round to your places, the other four doing the like at the same time. The first and 3. Cu. lead a breast to the presence, fall back, and hands round to your places, the other four doing the like downward at the same time.

Arms as you sided.

First man and 2. wo. the 2. man and first wo. lead out to the wall, and fall back again, while the other four cross over each with his own, and meeting each others wo. lead them under the first and 2. Cu. arms, falling into your places, and turn his own. That again, the last four doing what the first four did.

Buff-Coat.

Longways for as many as will.


Lead up all back \therefore That again, fall back, set every man to his own Wo.

The first Cu. cast off into the 2. place, back again \therefore Cross over with your own Wo. into the 2. place, and give one clap with your hands and turn your own Wo. round \therefore Do this to the last.

The first man casts off, his Wo. following him, then he takes the other Wo. by the left hand, and leads her between his Wo. and the other man going round them into the same place, then he takes his own Wo. and leads her up the middle, and both cast off into the second place and turn her about \therefore Do this to the last.

The first puts his Wo. back into the 2. place, and back again \therefore

Ten Pound Lads.

Longways for eight thus,

Back all a D. meet again •
Lead up forward and back :

Go all to the left hand cross the Room, then change all places with your own •
All that again to your places :

Sides all • That again :

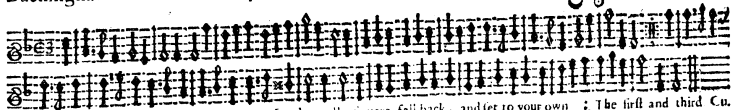
First and last Cu. meet, take hands and go round, while the other go back, the second Cu. slip up and the third down, set and turn single • All this again to your places.

Arms all • That again :

Meet all and change places, then hands all on each side, hands and go half round • All that again :



Buckingham-House, or Chelsey-reach. *A Figure Dance for eight thus,*



Meet all in and fall back, set each to his own \bullet . Lead out all a square, fall back, and set to your own \ddagger . The first and third Cu. change places with their We. whilst the second and fourth Cu meet in and clasp back to back, the first man and 3. Wo. meet the second Cu. and the first wo. and third man meet the fourth Cu. the first man and third Wo. take hands round with the second Cu. and the 1. Wo. and 3. man take hands round with the fourth Cu. and go half round, the first man give his right hand to the third Wo. whilst the second man gives his right hand to his own Wo. the first man give his left hand to the second man and turn a whole turn, and the third Wo. give her left hand to the second Wo. and turn a whole turn, and then turn your own, the first Wo. and 3. man do as much to the fourth Cu. all at one time together, and the second and fourth Cu. do the same to the first and third Cu. \ddagger

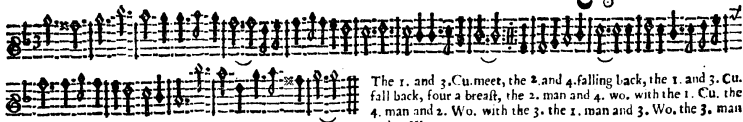
Sides all with your own \bullet . Set to your own \ddagger . That again \ddagger . Men take your We. by both hands and put all back to back, then change places all with your own We. then We. give right hands across and go half way round, whilst the men go on the outside the contrary way till you meet your We. and fall back with your own We. into the contrary place \ddagger . Men do the same as the We. did whilst the We. go on the outside as the men did, till you come to your places \ddagger .

Arms all with your own, set to your own \ddagger . That again \ddagger . Men take all the Co. We. by the hand and lead out, then lead back again, give all right hands to the Co. and left to the next, and right and left till you meet the same again \ddagger . Then lead out again with the same, and give right and left hands till you all come to your own places \ddagger .



Parthenia, or Fain I would.

A Figure Dance for eight thus;



The 1. and 3. Cu. meet, the 2. and 4. falling back, the 1. and 3. Cu. fall back, four a breast, the 2. man and 4. wo. with the 1. Cu. the 4. man and 2. Wo. with the 3. the 1. man and 3. Wo. the 3. man and 1. Wo.

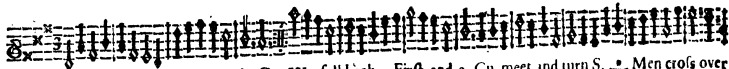
Lead all out, lead all in again, 1. man and 4. wo. the 1. wo. and 2. man change places by both hands, the other doing the like, then the 1. man and 1. wo. the 2. and 4. wo. change by both hands, the other 4. doing the like • then each man hands with the wo on his left hand, lead out again as before, changing places, back as before • other as much • As in Oxford.

Sides & change places as before • Sides again, & change places, back again • The 1. and 3. Cu. cast off, and come into your places all again, the 4. wo. following the 1. man, the 2. man the 1. wo. the 2. wo. the 3. man, the 4. man, the 3. wo. the uppermost and lowermost 4. hand round to your places • The 2. and 4. Cu. cast off, and the other follow, to your places 4. and 4. of each side, hands round, to your places.

Arms & change as you sided • That again to your places • The 1. and 3. Cu. meet, turn back to back, the other 4. hands about them, and go round to the right and fall into each others places, the 2. and 4. wo. into the 1. place, the 4. man and 2. wo. into the 2. place, the 1. man and 3. wo. to the 4. place, the 3. man and 1. wo. to the 2. place • other 4. as much •



Hunfdon-Houfe.

A Figure Dance for eight thus ;

First and third Cu. meet and taking the Co. We. fall back into the second and fourth place, whilst the second and fourth fall back each from his own, and meet the Co. Wo. in the first and third place. As much again.

First and 3. Cu. meet and turn S. Men cross over then We. cross over. The other four doing as much. Then all this back again to your places.

This as before.

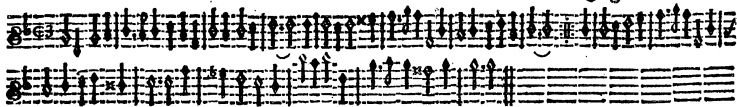
First and third Cu. meet turning back to back, and hands inward and go half round. The other 4. as much. All this again to your places.

This as before.

Meet and honour to your own, right hand to the Co. and left to your own. The other four as much. All this again honouring to the Co. Wo.

Dull Sir John.

A Figure Dance for eight thus,



The first Cu. lead in and cast off to your places, the man going between the 2. Cu. and the Wo. between the 4. and 3. Cu. as much \bullet . The 2. as much, and the 4. as much $\ddot{}$

The first and 3. man change places across, their We. as much, hands all four either round or across, and go round to your places \bullet . The 2. & 4. Cu. as much $\ddot{}$. And fall the last four, the men behind the We $\ddot{}$


The 4. and 2. men standing behind their We. the first Cu. pass into the 3. place, the man going between the 2. Cu. and the Wo. between the 4. whilst the 3. Cu. lead right over and fall into the first place, this back again to your places, the first Cu. doing as the 3 did, and the 3. as the first, the 4. as much $\ddot{}$

Then then first and 3. Cu. the S. Hay twice to your places, the We. who stand before their men leading it \bullet . The other four as much $\ddot{}$

Men cast off, and going on the outside your own We. fall into each others place, We. as much, men as much again, We. as much $\ddot{}$

First and 3. Cu. meet, go about each other, We. back to back, not turning your faces, give right hands to the Co. We. and left hands to your own, and so stay in your own places as at first, the other four doing the like $\ddot{}$

Oranges and Limons.


A Figure Dance for eight thus,

Meet all and fall back, that again \therefore Men honour all to your own We. then honour to the contrary, men meet in, and take hands and go half round and fall into your Co. places \therefore Then We. honour to your left hand, and then to your right, We. meet in and take hands and go half round and fall into your Co. places by your men \therefore Do all this back again till you come all into your own places.

Sides all with your own \therefore That again \therefore Men and We. give right hands to your own, and then left, change places with your own then change with the next \therefore And then give right hands to the next, and left hands, then change places, and then change with the next, and meet your own \therefore Do this back again till you come into your places.

Arms all with your own \therefore That again \therefore The first and second Cu. and the third and last Cu. honour to each other, then honour to your own, the first and second Cu. take hands and go half round, and the third and last Cu. take hands and go half round \therefore Then the first and last Cu. honour, and the second and third Cu. honour to each other, and then honour to your own, the first and last Cu. take hands and go half round, and second and third Cu. take hands and go half round all at one time \therefore Do this back again till you come into your own places.


Green Stockens.

Longways for eight.

Lead up forwards and back $\underline{\text{—}}$ That again $\underline{\text{—}}$


The first couple go back to back, then right hands round one turn and an half, then clap hands, first your own, then one of each others, walk out to the Wall, then back again, and back to back as before, the Man on the Womans side and the Woman on the Mans, And in the last part, after clapping hands, lead to the Wall and back again.

The Witches.

Longways for as many as will.

Honour to the Presence. Lead up all forward and back ♪ That again ∴ The two first men take hands, the two first Woman do the same, and put back till the men fall in the Womens places, then right hands to the man, and left to their own Wo. Then the first man and second Wo. clap first their own hands, then each others at the same time; second Wo. and first man cast off till you fall in each others places, then all round in a ring, then the second man and first Wo. cast off while the other clap and round again in a ring, and then the like to the rest ♪

White-Hall.

Longways for as many as will.

Honour to the Presence. Lead up forward and back — That again — Cast off first man and Wo. lead up second Couple in their places, Then cast off second Cu, into your own places, Then men take hands and likewise women and fall back, Then the first Cu. cast off, and second Cu. lead up as before, then cross over men and Wo. in each others places, then men and likewise Wo. go back to back, then men and likewise Wo. go right hands a whole turn, and left hands a turn with your own, which is the First Part.


The 1. Cu. lead down and walk round the 2. Cu. in their own places, then cross right over and stand in the 2. Cu. places, the 2. Cu. moving up a little, then the 2. Cu. go the figure of 8, then both men take their own Wo. by both hands, the 1. man put his Wo. back, the 2. man pull his Wo. to him, till both men and Wo. fall in their own places, then men and Wo. fall back, then the 1. Wo. cross over to the 2. man, then presently the 1. man go behind the 1. Wo. and turn, the 2. Wo. turning both together, set to your own, then right hands round, and to the rest.

The Opera.

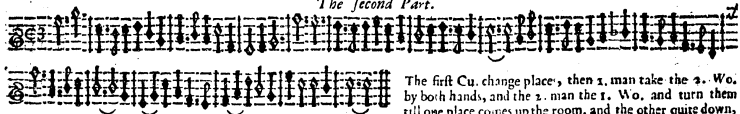
Longways for as many as will.

Honour to the presence. Lead up all forwards and back • That again : First man and second Wo. change places, then first man and second Wo. and first Wo. and second man take hands and walk round till you have just changed places, then fall back. then all four cross over in each others places, then take hands and do the same thing again, and at the second crossing then men take hands with your own and put back, then right hands to your own and left to the other Wo. Then first man go down behind the second Wo. and the first Wo. in the middle, The man up in the middle and Wo. up behind the man, set then to each other and cast off : So to the bottom.

New Market.

Longways for as many as will.

Honour to the presence. Lead up all forward and back • That again : First man and Wo. change places, then 1. and 2. Cu. lead and meet each other, then the 1. man take the 2. Wo. and the 2. man the 1. Wo. and lead to the wall, meet again, then fall back from each other, then round in a ring just half way, then right hand with your own, and left to the other Wo. go right hand and left twice over, and so to the bottom •

The second Part.

The first Cu. change place, then 1. man take the 2. Wo. by both hands, and the 2. man the 1. Wo. and turn them till one place comes up the room, and the other quite down, then fall back, meet altogether, then fall back and clap, then all four once round in a ring, and so to the bottom.

FINIS.

