


This edition is the last printed by John Playford  
It contains three appendixes which are not  
included in the Index. John Playford died & the  
appendixes were printed by his son Henry who  
succeeded him. The first appendix has 32 tunes  
in 1690. The second is 1692. The third is  
1694. They were issued in 1687, 1688 & 1689.  
and an eighth edition was issued by Henry Playford  
in 1690. This seventh edition contains the largest  
number of the old tunes of the Cavaliers - W.C.  
I should add that at this time bars in music were  
only used to measure time, a not for accent also, as  
now. For instance, see The Miller's Jigg, p. 190. It is obviously  
in 9/4 time but is printed in 6/4 W.C.



# The Dancing-Master :

Or, Directions for dancing *Country Dances*, with the *Tunes* to each *Dance* for the *Treble-Violin*.

The 7th Edition, with Addition of several new Dances, and Tunes of Dances, never before printed.



LONDON, Printed by J. P. and sold by John Playford, at his Shop near the Temple Church, 1686.

**MUSICK Books sold by John Playford, at his Shop near the Temple Church.**

*Music's Recreation* on the *Lyra-Viol*, containing variety of new *Lessons* newly Reprinted with Additions. Price fittight 2 s.  
*Choice Ayres, Songs, and Dialogues*, being most of the newest *Songs* sung at Court, and at the public Theaters; composed by several Gentlemen of His Majesty's Musick, in five several Volumes in Folio.

The *Musical Companion*, containing variety of *Catches* of Three and Four Parts; and also several choice *Songs, Ayres, and Dialogues*, of two, three, and four Parts, in one Volume in Quarto. Price bound 3 s. 6 d.

The Second part of the *Musical Companion*, containing a new Collection of merry and Loyal *Catches*, and other *Songs*, of two and three Parts. Price 1 s. 6 d.

A brief *Introduction* to the Skill of *Music*, both Vocal and Instrumental, by J. Playford, newly Reprinted with Additions of a Third Part, containing the Art of Composing *Music*, of two, three, and four Parts. Price bound 2 s.

The *Psalms* in Metre, as they are sung in all Parish Churches, with the proper Tune to every Psalm, composed in three Parts, *viz.* Cantus, Medius, and Bassus, by John Playford, and printed in a small Volume, convenient for to carry in the Pocket to Church. Price bound 3 s. 6 d.

*Music's Handmaid*, containing choice Lessons for the *Virginals* and *Harpichord*; newly Reprinted with Additions of plain and easy Rules for Beginners to understand the *Ganutt*, and the Notes, thereby to play from the Book, all engraven on Copper Plates. Price 2 s. 6 d.

The *Pleasant Companion*, containing new and pleasant *Ayres* and *Tunes* for the *Flagelet*, with plain Instructions for Learners, newly Reprinted with Additions. Price 1 s. 6 d.

*Musick's Delight*, containing new Lessons for the *Flute* or *Recorder*, with Instructions for Learners. Price 1 s. 6 d.

The *Division-Violin*, containing a choice Collection of *Division* for the *Treble-Violin* to a Ground-Bass, all fairly engraven on Copper-Plates, being of great benefit and delight for all Practitioners on the *Violin*, and are the first that ever were printed of this kind of *Musick*. Price 2 s. 6 d.

---

# P R E F A C E.

---

**T**HE Art of Dancing, called by the ancient Greeks *Orchestice*, and *Orchestis*, is a commendable and rare Quality fit for young Gentlemen, if opportunely and civilly used. And Plato, that famous Philosopher, thought it meet, that young ingenious Children be taught to Dance. It is a Quality that has been formerly honoured in the Courts of Princes, when performed by the most noble Hero's of the Times, The Gentlemen of the Inns of Court, whose sweet and airy Activity has crowned their grand Solemnities with Admiration to all Spectators. This Art has been anciently handled by Athenæus, Julius Pollux, Cælius Rhodigittus, and others, who much commended it to be excellent for Recreation, after more serious Studies, making the Body more active and strong, graceful in Deportment, and a quality very much becoming a Gentleman. Yet all this should not have been an incitement to me for Publication of this Work, (knowing these Times and the Nature of it do not agree) but that there was then a false and surreptitious Copy at the Printing-Press, which if it had been published, would have been a disparagement to the Quality and the Professors thereof, and a hindrance to the Learner: Therefore for the prevention of all which, having at that time an excellent Copy by me, and the assistance of a knowing Friend, I did venture this ensuing Work to the publick view, and gentle censure of all ingenious Gentlemen, lovers of this Quality; whose favourable acceptance has mov'd me, in this 7th Edition, to make large Additions of 47 new Dances, and many new Dance Tunes, never printed before, correcting the Errors, both of the Tunes and Dances, which were in the former Impression; and for the more easie playing of the Tunes, barred every Semibreve. By which I hope it will gain your favourable acceptance. Yours,



<i>Duke of Lorain's March.</i>	129	<i>Grays-Inn Mask, or Mad Tom.</i>	36	<b>I</b>	
<i>Devils Dream.</i>	132	<i>Glory of the West.</i>	85	<i>Jenny pluck Pears.</i>	7
<i>Dull Sir John.</i>	154	<i>Garland, or Summers day.</i>	107	<i>If all the World were Paper.</i>	8
<i>* Duke of York's Delight.</i>	163	<i>Genny Pug.</i>	122	<i>Fog on my Honey.</i>	60
<i>* Dragoons March.</i>	170	<i>Gossips Frolick,</i>	131	<i>Irish Lady, or Anniseed Robin.</i>	61
E		<i>Green Stockins.</i>	156	<i>Jack Pudding, or merry Andrew.</i>	62
<i>Epping-Forrest.</i>	89	<i>* Green Sleeves.</i>	186	<i>Jack a Lent.</i>	63
<i>* Excuse me.</i>	188	<i>* Granadeers March.</i>	196	<i>Jamaica.</i>	142
F		H		<i>Irish Trot.</i>	147
<i>Fine Companion.</i>	10	<i>Hearts-ease.</i>	20	<i>* Jack's Health.</i>	184
<i>Fryer and the Nun.</i>	42	<i>Health to Betty.</i>	46	<i>* Johnny, cock thy Beaver.</i>	199
<i>Fryer in the Well.</i>	72	<i>Hit or miss.</i>	47	<i>* Joan Sanderson.</i>	208
<i>* Fits come on me now.</i>	205	<i>Have at thy Coat old Woman.</i>	48	K	
G		<i>Half Hannykin.</i>	57	<i>Kemp's Figg.</i>	12
<i>Gelding of the Devil.</i>	2	<i>Healths, or the merry Wasel.</i>	58	<i>Kettle-Drum.</i>	13
<i>Gathering of Pescods.</i>	9	<i>Hockley in the bole.</i>	59	<i>* King's Figg.</i>	161
<i>Grimstock.</i>	43	<i>Hemp-dresser, or London maid.</i>	67	<i>* Knot.</i>	206
<i>Green Garters.</i>	69	<i>Hunsdon-house.</i>	153	L	
<i>Green-wood, or the Huntsman.</i>	44	<i>* Hey-boys up go we.</i>	179	<i>Lady in the dark.</i>	23
<i>Gun, or the valiant Captain.</i>	45	<i>* Hap-hazard.</i>	192	<i>Lady Speller.</i>	65
<i>Goddeses.</i>	55	<i>* Hey ho my honey.</i>	202	<i>Lady lye near me.</i>	68



*Lavena, or the Passionate Lover.* 69  
*Lady Murray's delight.* 119  
*Lady Lullen.* 135  
*Lady Banbury.* 134  
*Lull me beyond thee.* 148  
*\*Ladies delight.* 162  
*\*Love lies a bleeding,* 182

M

*Mill-Field.* 6  
*Mage on a Tree.* 14  
*Maidens.* 15  
*Saint Martin's.* 22  
*Millison's Figg.* 70  
*Merry Milk-maids.* 71  
*Maiden-Lane.* 73  
*Milk-maid's bob,* 74  
*Maiden Fair.* 79  
*Maid in the Moon.* 87  
*Mall Peatly.* 95  
*Mulberry-Garden.* 143  
*Motson's Figg.* 145

*\*Mermaid.*  
*\*Miller's Figg.*  
 N  
*Newcastle.*  
*Night-piece, or Shaking of Sheets.* 75  
*New Bo-peep.* 78  
*New new Nothing.* 86  
*New Exchange.* 76  
*New Royal Exchange.* 125  
*New Figary.* 136  
*Northern Nancy.* 146  
*Newmarket.* 160  
*\*No-bodies Figg.* 165  
*\*Never love me more.* 183  
 O  
*Open the Door to three.* 3  
*Old Mole.* 77  
*Oaken Leaves.* 91  
*Oranges and Limons.* 155  
*Opera.* 159  
*\*Old Simon the King.* 185

178

190

16

75

78

86

76

125

136

146

160

165

183

3

77

91

155

159

185

P

*Peppers black.* 5  
*Parsons Farewel.* 21  
*Picking of Stricks.* 78  
*Paul's Steeple.* 81  
*Petticoat Wag.* 80  
*Putney Ferry.* 81  
*Put on thy Smock on Monday.* 90  
*Pegasus, or the Flying-horse.* 111  
*Phoenix.* 113  
*Prince Rupert's March.* 126  
*Punks Delight.* 133  
*Parthenia, or Fair I would.* 152  
*\*Parsons upon Dorothy.* 167  
*\*Prince George.* 195  
*\*Pall-Mall.* 198

R

*Rose is white, and Rose is red.* 4  
*Row well ye Mariners.* 106  
*\*Rummer.* 189

S				T				V	
Sellers Round.	1	Smiths Kant, or the Cuckoo.	128	Under and over.	108				
Sage Leaf.	18	Slip, or Sir Roger.	129	* Under the Green-wood Tree.	168				
Shepherds Daughter.	81	Singletons Slip.	144	* Valentines day.	172				
Stingo, or the Oyl of Barly.	84	Staggins Figg.	164	* Vienna.	203				
Sweet Kate.	94	* Sawney and Foskey.	165						
Step stately.	97	* Smiths new Kant.	180						
Scotch Cap, or Edinburgh Castle.	98	* Sion-house.	187						
Souldiers Life.	99	* Shores Garden.	201						
Solomons Fig, or Green-goose fair	100	Thomas you cannot.	93						
Spanish Gypis.	101	Tranchmore.	134						
Saraband.	102	Twins.	118						
Skellamefago, or Don Pedro.	103	Tom Tinker.	130						
Shepherds Holy-day.	105	Ten Pound Lads.	150						
Saturday night.	114	The twenty-ninth of May.	207						
Spring-Garden.	120								
Simple Simon, or Huddle-duddle	123	Up Tails all.	17						

There is newly printed a new Edition of the *Violin Book*, entituled, *Apoll's Musick*, (1<sup>st</sup> Part) containing *New* *Tunes*, *Theater Tunes*, *Horn-pipes*, *Figgs*, and *Scotch Tunes*. The second part of this Book contains a Collection of *French-dancing* *Tunes*, used at *Court* and in *Dancing-Schools*; as, several new *Brawls*, *Corants*, *Bore's*, *Minuets*, *Gavots*, *Sarabands*, &c. *Most* of which are proper to play on the *Flute* or *Recorder*, as well as on the *Violin*. Price 1s. 6d.

A Table, explaining several Characters which are set down in the Rules for Dancing.

**D.** Is for *Double*. A *Double* is four steps forward and backward, closing both Feet.

**S.** Is for *Single*. A *Single* is two steps, closing both Feet.

*Set and turn Single.* Is a *Single* to one hand, and *Single* to the other, and turn *Single*.

**Wo.** Stands for *Woman*.

**We.** Stands for *Women*.

**Ca.** Stands for *Couple*.

**Co.** Stands for *Contrary*.

12. } Stands for } *Second*,  
13. } } *Third*.  
4 } } *Fourth*.

This is for a *Strain* played once.

This is for a *Strain* twice.

⊙ This stands for the *Men's* places in the Figure.

▷ This stands for the *Women's* places in the Figure.

The *Figure* half round, is the *Hay* half round.

The *whole Figure* is the *Hay* all four round.

# Here begins the Round DANCES.

Sellenger's Round, or The beginning of the World. Round for as many as will.



Take hands and go round twice, Back again.

All set and turn S. that again.

Lead all in a D. forward  
and back. That again.

Two singles and a D. back.  
Set and turn single. That again.

Sides all. That again.

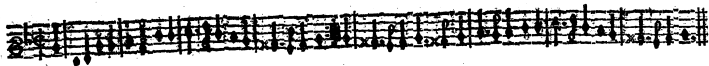
As before.

Arms all. That again.

As before.

B

## Gelding of the Devil.

*Round for six.*


Hands and 2. D. round :  
That again :

First man lead his wo. forward and back : Lead her forward again between the other four, cast off the man, come to his place on the outside of the Cu. on his left hand, and the wo. on the outside of the Cu. on her right hand, to your places : The 2. Couple as much : The third as much : :

Sides all : That again : As before :

Arms all : That again : As before :

Open the Door to three.

*Round for as many as will.*

Hands and 2. D. round, and set and turn S. • Meet again • Men meet, back again, go all to the left hand on the outside of the Co. We. • Meet all again, back again, and go all on the outside of the next We. • Do thus till you come to your own places; then the We. as much.

Sides all, set and turn S. • That again • As before, We. beginning.

Arms all, set and turn S. • That again • As at the first.

Rose is white, and Rose is red.


*Round for as many as will.*

Hands and meet all a D. back again, set and turn S. • That again ∴ First Cu. lead forwards and back to the man on your right hand; then all three hands and go round ∴ Then as much to his Wo. ∴ ∴ Then as much to the next man, and so to all till you come to your own places, the rest following and doing the like.

Sides all, set and turn S. • That again ∴ Then lead forwards and back as before, and go the single Hay all the ∴ Do this change to all, the rest following and doing the like.

Arms all, set and turn S. • That again ∴ First Cu. lead forwards and back as before, let the man go under your arms, turn your own ∴ Do thus to all, the rest following.

## Pepper's black.

*Round for as many as will.*

Take hands, go twice round  $\cdot$  back again  $\cdot$  All set and turn S.  $\cdot$  That again  $\cdot$

First Cu. lead a D. forward and back to the  
2.  $\cdot$  That again  $\cdot$

Turn each others Wo.  $\cdot$  Turn your own  $\cdot$  Do this  
change to all, the rest doing the like.

First Cu. lead to the 2. Cu. as before  $\cdot$

The S. Hay all four  $\cdot$  Do this Change to all, the rest  
doing the like  $\cdot$

First Cu. and 2. man take hands, take the  
man on your left hand, lead a D. forward  
and back again  $\cdot$


Bring your Wo. under your left arm, holding both fast  
turn your body half round to the left hand  $\cdot$  bring your  
man under your right arm, turn half about to your right  
hand  $\cdot$  Do this to all.





## Mill-Field.

*Round for as many as will.*



Hands and go a D. round ◦ Back again ∴

Set and turn S. ◦ That again ∴

First Cu. lead to the man on the right hand, he going under your arms, turn your own ◦ That again ∴

All three set and turn S. ◦ That again ∴

The two men take hands and lead to your wo. she going under your arms, the two men arms ◦ That again ∴

All three set and turn S. ◦ That again ∴

The 2. man and first wo. lead to the first man, he going under their arms ◦ That again ∴

All three set and turn S. ◦ That again ∴

Do thus to the next wo. and so to all the rest.


## Jenny pluck Pears.

## Round for six.



- Hands and 2. D. round, set and turn S. • First man set his Wo. in the midst with her face to him, the  
That again •• 2. man set in his wo. the 3. as much, honour all ••
- 
- Men go round about the we, back again • First man take out his wo. 2. as much, honour all ••  
Back again ••
- 
- Sides all, set and turn S. • That again •• As at the first, we setting in the men • Then we go round,  
and take them out.
- 
- Arms all, set and turn S. • That again •• As the first time.
- 
- Men go round • Back again •• First man take out his wo. 2. man as much, 3. as much, honour all ••

## If all the World were Paper.


*Round for eight.*

Hands all and meet a D. back again, set and turn S. • That again ∴ The two men against each other change places, your we. as much, the S. Hay, back to your places ∴ the other four as much ∴ ∴

Sides all, set and turn S. That again ∴ The first four meet, lead each others wo. between the Cu. on your left hands, cast off, go to your places and turn your own ∴ The other four as much ∴ ∴

Arms all, set and turn S. • That again ∴ The first four change places, then change with your own men, cross over, take left hands and right with the we. To your places ∴ The other four as much ∴ ∴

## Gathering Peascods.

*Round for as many as will.*

Go all 2. doubles round,  
turn S. • That back a-  
gain ∴

Men hands, and go round  
in the inside, and come  
to your places ∴ we. as  
much ∴

Meet and clap hands, we. as much, while the  
men go back, men meet again and turn S. ∴  
we. meet, men meet, while the we. go back,  
we. meet again and turn S. ∴

Sides, turn S. • That a-  
gain ∴

As before, the we. going  
first ∴

As before, the we. meeting first ∴

Arms all, turn S. • That  
again ∴

Men hand as at the first.

Men meet as at the first time ∴

[ 10 ]

The Fine Companion.

Round for eight.



Hands all and meet a D. back again,  
set and turn S. That again

Men meet and go back, we as much, men meet, hands and go round  
we meet and go back, men as much, we hands and go round

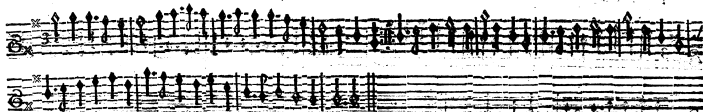

Sides all, set and turn S. That  
again

The 2. Cu. against each other meet and back, the other four as  
much. The first four hands and go round That again, the  
last four beginning

Arms all, set and turn S. That  
again

Men meet, turn back to back, the we go round about the men to  
their places we meet, turn back to back, men go about the  
we.

## Chirping of the Nightingale.

*Round for as many as will.*

Take hands, and 2. D. round • Back again ∴

First man lead his wo. a D. forwards to the man on your right hand, let go your wo. and the man with your left hand, she going back, then go back your self, they two leading to you, and turn all 3 single

Then you three take hands and go round •  
Back again ∴

This as before •

Then lead all a D. forward and back to the woman ∴  
That again ∴

This as before •

Then you three hands and go round • back again ∴

This as before •

Do thus to all the rest, they following and doing the like,

## Kemp's Jigg.

## Round for six.





One man lead in 2. we forwards and back  $\underline{\cdot}$  Honour to one, honour to the other, then turn the third  $\underline{\cdot}$ .  
 Lead your own with your left hand, and the Woman you turned, and as much  $\underline{\cdot}$  Then as much with the  
 other, two we. turning your own  $\underline{\cdot}$  The next man as much  $\underline{\cdot}$  Then the third as much  $\underline{\cdot}$

First man lead the we. as before. Turn half round, holding both hands, and his own as much to the  
 other, turn the third wo.  $\underline{\cdot}$  Do thus to all, the rest following and doing the like.

First man take the we. as before by the Co. hands behind, then lead them forwards and back, pull one  
 half about and kiss her, as much with the other, turn the third  $\underline{\cdot}$  Do thus to all, the rest fol-  
 lowing and doing the like.

## Kettle Drum.

## Round for eight.



Meet all & back — that again —

We meet, giving their right hands, men meet, giving their right hands, then turn every man to his own wo. by the right hand, then men the left hands, we. their left hands, then turn every wo. her own man by the left hand —

Sides all, back again —  
That again —


The 2. Cu. meet and fall back, then the next Cu. meet and take each others wo. by the right hand, and fall into the Co. places, then the other Cu. meet and fall back, and the first Cu. the like, then lead in, taking the we. by the right hand, and cast off to your places —

Arms all — That a-  
gain —

All joyn both hands with your we. swing your hands all inward, then break off your hands inward, then turn back to back, and kiss the Co. we. twice, then swing with the Co. we. all outwards, then break off your hands outwards, then turn, kissing every one his own wo. turn, and so end —



## Mage on a Tree.

*Round for eight.*


Hands and meet a D. back again, set and turn S. • That again ∴ Men meet in the midst, turn back to back, come to your places, and turn the Co. We. ∴ We. meet, turn back to back, come to your places, and turn your own ∴ ∴

Sides all, set and turn S. • That again ∴ Men go towards the left hand before the Co. We. and behind the next We. meet and turn S. ∴ That again to your places ∴ ∴ Then the We. as much ∴ ∴

Arms all, set and turn S. • That again ∴ Turn all the Co. We. turn all the next We. ∴ Turn all the next, turn all your own ∴ ∴

Mundesse.

Round for six.



Hands and two D. round, set and turn S. First man set and turn S. First man honour to his Wo. 2. Turn your  
That again His Wo. as much as much 3. as much, all em- own • Turn  
brace. Co.

First man lead his wo. 2, D. forward and back. First Wo. set and turn S. Honour to her next man, ho- As before   
• lead forward again, go each between the To the Co. man The man nour to the Co. Wo. 3. honour  
2. Cu. and come back again in the same. as much embrace all.

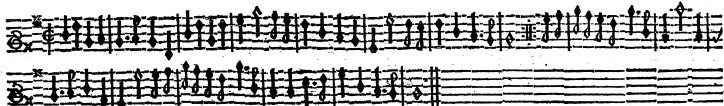
First We. lead the Co. man as before Second man set and turn S. Honour to her next man, first As before   
to his own Wo. The Wo, honour, embrace all your We.  
as much

Lead in, every man doing as the first.

C 2

## New-Castle.

## Round for eight.



Meet all, back again, set to your own, and to the next  
 ☉ That again ☉

Arms all, with your own by the right, men all fall with your left hands into the middle, we go round, then to your places ☉ Arms again with your own and we left hands in, men go about them towards the left to your places ☉


Sides all with your own, and change places with them ☉ Sides with the next, & change places with them ☉

The first man and 3. wo. take hands and meet, the first wo. and 3. man lead out again, then holding up your hands, the other 4. cast off and come under your arms to their places ☉ the other four the like ☉

Arms all with your we. and change places ☉ Arms with the next, and change places ☉ Now every man is with his own wo. in the Co. place.

Fall back from each other, four and four a breast to each wall, turn and change places with your opposites ☉ Fall back from each other four and four along the Room, turn S. change places with your opposite ☉ So each falls into his place as at first.

Up Tails all.

*Round for as many as will.*

Lead in a D. and back again, set and turn S. • That again •

First Cu. lead through the 2. cast off and meet within, clap Hands and Arms • And so forward to the next, the rest following in order •

First Cu. lead through the 2. cast off, and meet within, clap hands all four, hands a cross all four, and round to your places, and so forward, &c.

First Cu. lead through the 2. Cu. cast off and meet within, clap hands all four, and hands round all four to your places, and so forward, &c.

*Round for as many as will.*

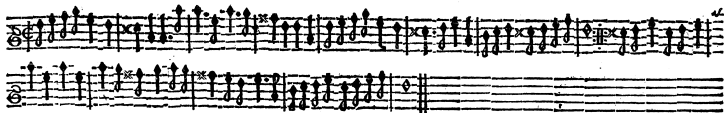
Sage-Leaf.



Take all hands and go round, back again. all the men go in and meet in the middle, and back again, then the w. do as much, then the first Cu. lead into the middle and back again, then giving your right hand to your wo. and turn her round, so the next Cu. do the same, and so to the last, the Music playing the same strain till they have led in. Then every Man gives his right hand to his own wo. and turns her once and a half, and so goes on to the next, and so till he comes to his own. So do all again, but leave out the first strain till every couple has begun to lead in.

## Argiers, or The Wedding-night.

For four.



Meet all, take each others Wo. by both hands, two slips to the left, and two to the right, change places, turn your own once and a-half •. Meet again, turn each others Wo. to your places, turn your own •.

Lead each others Wo. to the left hand, fall a D. back, and turn your own •. Back, all meet again, set and turn S. •.

Put each others Wo. back by both hands, slip to the right hand, fall down on the contrary side, set and turn S. • slip between each other to your place, put them backward and forward by both hands, set and turn S. •.

Men change places, We. change places, set and turn S. •. We. change places, men change places, set and turn S. •.

Men go to the right hand, and back again. the We. going to the left, turn each others Wo. meet and back, men go the S. Hay, to your places •.

One man cast off with the Co. Wo. the other following, then they cast off the other way, the other following, to your places •. Then half the S. Hay, your own, fall all a breast to the presence •.

## Heart's-ease.

For four.



Meet all a D. fall back a D. — That a-  
again —

Men fall back from your We. meet again and turn Co. once  
round with their right hand — All fall back from the Co. they  
turn, meet again and turn your own with the left hand.

Sides all with your own, then with  
the Co. — That again —


As before —

Arms all with your own — That again  
with the Co. and fall back from your  
own first, as before —

As before —

## Parson's Farewel.

For four.




- |   |  |
|---|--|
| Meet all, four slips to the left hand .   | Men rise once, we once, rise all 4. times, turn each others wo. .  |
| Back all, four slips to the right hand .  | we. rise once, men once, rise all 3. times, turn each others wo. .   |
| Meet all, lead each others wo. a D. to the left hand . Change hands, meet again, take your own we. and to your places .                               | Men meet, cross right hands, then left pass over, turn each others wo. with your right hand, cross to your place again, and turn your own . We. as much with the Co. hands .                             |
| Take your own by both hands, and meet with four slips, take the co. we. four slips to the left hand . Meet again, take your own, and to your places . | Turn your own with your right hands, men cross and go all the S. Hay to the Co. side, and turn your own . Turn your own with the left hand, we. cross, go the S. Hay to your places, and turn your own . |



## Saint Martin.

For four.



Meet all, two flips to the left hand, and two to the right, men turn single to the left hand and back again, while the We. turn the Co. way  $\cdot$  Meet again, change places, then change with your own and turn S.  $\cdot$

Meet all a D. change places, set and turn S.  $\cdot$  That again  $\cdot$

Meet all, take each others We. by both hands, two flips to the left, and two to the right, men cast off to yours, come to your places, We. following  $\cdot$  Back all, change places with your own, men cross about each other, and fall back to your first places, We. doing the like not turn your faces  $\cdot$

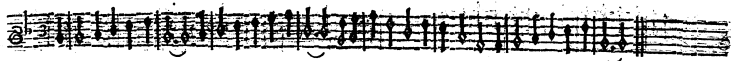
Men back a D. We. turn S. men cross over, taking left hands, turn the Co. We. with the right, and stay there  $\cdot$  We. go back, men turn S. We. cross over, handing right hands, turn your own with the left  $\cdot$

Men meet and stand, We. as much, hands all, four flips half round and turn S.  $\cdot$  We. meet, men meet, and four flips to your places and turn S.  $\cdot$

Men honour, We. honour, right hands across and go round  $\cdot$  We. honour, men honour; left hands across and go half round  $\cdot$  Fall all a breast to the presence.

Lady in the dark.

For four.



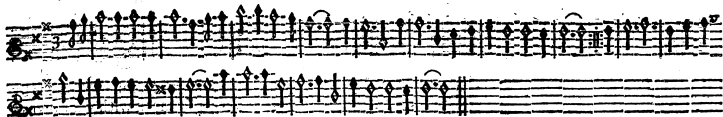
Meet, turn off S. ☺ Men cross over, We. as much ☺ That back again ☺ Men meet, fall back, arms by their right hands turn by the left ☺ We. the same ☺ Sides with the Co. Set. ☺ As much with your own ☺

Meet, each take the Co. and fall back with her, then the first Cu. go under the other Cu. arms, then they go under yours ☺ Meet each with his own and fall back with her, then go under one another's arms forward and back, as before ☺ Arms as you sided ☺

Right hands to the Co. and left to your own, stay in the Co. place and set to your own ☺ That back again setting to the contrary ☺

Althea.

For four.



Lead up all a D. and back. Set thus, step upon your right foot and hold up the left, then upon the left and hold up the right, then jump across three times. That again.

First man and second wo. meet and fall back, the other two change places, set. The other as much. All this again.


Sides with your own. Set. Then with the Co. set.

First man cast off his wo. following to her place, set. The other Cu. do as much.

Arms with your own, set. Then with the Co. set.

First man and second wo. meet and turn back to back, the other going about them to their places at the same time. The other do as much.

## All in a Garden Green.

*Longways for six.*


Lead up all a D. forwards and back, set and  
turn S. • That again •

First man shake his own wo. by the hand, then the 2. then  
the 3. by one hand, then by the other, kifs her twice, and  
turn her • shake her by the hand, then the 2. then your  
own by one hand, then by the other, kifs her twice, and  
turn her •

Sides all, set and turn S. • That again • This as before, the We. doing it •

Arms all, set and turn S. • That again • This as before, the men doing it •

## Adfon's Saraband.

*Longways for six.*

Lead up all a D. forward and back, set and turn S. — That again. — Men go a D. from your We. to the wall, come back to your We. set and turn single. — Then the We. as much. —

Men go all down while the We. go up, men slip to the right hand, and We. to the left, fall even to the Co. side, set and turn S. — All this again, the Co. way to your places, set and turn single. —

First Cu. go down betwixt the 2. they coming up, the third come up between the first, then the 2. come to their places between the third, set and turn S. — All this back again, to your places. —


Go all to the left hand cross the Room, set and turn S. — First and last on each side meet and go back, turn each other, the second turning his own. — Change all places with your own, set and turn S. — First Cu. lead down between the rest, come with a compass to your places, the rest following. —

Al la Mode d' France.

*Longways for as many as will.*

○○○○

)))))



Lead up all a D. and back, this again. Set and turn single, this again.

First Cu. meet, take both hands and fall in between the 2. Cu. each of you turn your faces towards them, and put them back, you meet the two men and we. all four fall back, and turn your we. so to all.

Sides all to the right and left, and turn S. this again. Then fall all into one File, each wo. behind her own man ○ ) ○ ) ○ ) ○ ) : Then arms all with your own by the right and left, and remain in the same Figure, then men fall off to the right, and we. to the left hand, fall back into the same Figure, then men to the left, and we. to the right, and back again into the same Figure, then the first man fall into his first place, and his wo. the like, so the rest one after another, then the first man take his wo. by the hand, his left hand to the 2. wo. the right to the 3. and so forward, his wo. doing the like on the other side, until you all meet again in your places.

## Ay me, or The Symphony.

*Longways for eight.*

Lead up all a D. forward and back, back men, back We. turn S. • All that again :

First Cu. and last cast off and fall into the 2. and 3. place; change with your own, go on the outside into the first and last place again, then crossing over go on the outside into the 2. and 3. place, and in doing it, the men take the other men by the hands, and turn them about into the first and last place; We. doing the like with the We. the other four as much :

Sides all into each others places, back men, back We. turn S. • That again :

The first Cu open, the 2. close, the 3. open, the 4. close, all at once, the first Cu. fall back into the 2. place, while the 3. falls back into the 4. the 2. slipping up into the 1. and the 4. into the 3. place, thus back again into your own places: Face downward, and all this again :

Arms as you sided :


First Cu. and last meet, go through, change places with your own, the 1. man take the 4. by the left with his right, and turning off to the left, change places with him and stay in the 2. and 3. place, change with your own whilst the Wo. do the like. The other 4. as much •

Blue-Cap for me.

*Longways for six.*

○○○

)))



Lead up all a D. forwards and  
back. That again.

First man set to his own, the last man to his own, the 2. man salute  
his own and turn her. That again, the last man beginning.

Sides all. That again.

First man set to his wo. the 2. man as much, third man salute his  
own and turn her. That again, last man beginning.

Arms all. That again.

First man and last wo. change places, first wo. and last man change,  
middle man salute, and turn his own. All this again, to your places.



## The Begger-Boy.


*Longways for six.*

Lead up all forwards and back. That again. First and last on each side to the wall, while the 2. Cu. meet, back all to your places, men hands and go half round, We. doing the like. All that again.

Sides all. That again. First and last meet and change places, while the 2. Cu. go back and meet, first 4. hands and go round, while the other set and turn S. All this again.

Arms all. That again. Back all a D. meet half the S. Hay. That again.

Broom. The bonny bonny Broom.

*Longways for eight.*

Lead up all a D. forward and back, the first four cast off and come to your places, the last four do the like. Lead down and as much. First and 3. Cu. meet and go back, hands and go round. The other four as much.

Sides all, set and turn S. That again. The two first men hands and change places, the last two men change, we. doing the same, set and turn S. All that again.

Arms all, set and turn S. That again. The 2. and 3. on each side lead to each wall, while the first Cu. lead up, and the last lead down. Change hands and meet; hand all and half round. All that again.

Confess, or the Court Lady.

[ 32 ]

Longways for six.

○○○

)))



Men all a D. back again :  
That again :

Men go between the we. on your left hand, leading them from the other, change hands, meet again, turn them you meet. Lead your own wo. from each other, meet again, turn them as you meet :

Go all cross the Room to the left hand. Back again :

One man go forwards alone, take one wo. with one hand, then the other, hands all four and go round. The other as much :


Go all cross the Room to the right hand. Back again :

The two wo. at each end lead to each wall, while one man goes up and the other down, the 4. we. meet, hands and go round, men turning S. Go all as before, men hands and go round, we. turning single :

Meet all as at the first :


The men lead the we. at one end to the wall and back, while the other we. go up on the outside, and come each under the others arms, and turn each other, men turning each a wo. as much with the other we. :

## Chirping of the Lark.

*Longways for eight.*

Lead up all a D. forwards and back • That again ∴	Set and turn S. • That again ∴
First man sides with your own wo. sides with the Co. ∴	Turn the third wo. • Bring up the last ∴
Lead up as at the first time ∴	As at the first time ∴
This as the second time ∴	As the second time ∴
Lead up as the first time ∴	As the first time ∴
This as the second time ∴	As the second time ∴
Lead up as the first time ∴	As the first time ∴
This as the second time ∴	As the second time ∴

Cherily and merrily.

*Longways for eight.*

Lead up all a D. forwards and back. That again.

Set and turn S. That again.

The 2. man and 3. wo. change places, the 3. men and 2. wo. change. The first 4. and last 4. hands and go round.

Then change as before, and hands round as before.

Sides all. That again.

Set and turn S. That again.

First and last Cu. meet your own, while the other 4. go back  
First and last Cu. meet, while the 2. slip up, and the 3. down.

Then do the same again.

First and last Cu. hands and go round, while the other turn their own.

Arms all. That again.

Set and turn S. That again.

Men hands and go round. We. as much.

Men the S. Hay, while the we. do as much.

The Country Coll, or Sir *Nicholas Cully*. *Longways for as many as will.*



Lead up all forwards and back • That again 3

Set and turn S. • That again 3

First four meet your own, change places with them • First man change with the 2. wo. first wo. change with the 2. man 3

As before • Do this Change to all. Set and turn S. • That again 2

Sides all • That again 3

Set and turn S. • That again 3

First Cu. fall into the 2. place, change places with your own • Then turn each the 2. change with your own again 3

As before 3 Do this to the last.

Arms all • That again 3

Set and turn S. • That again 3

First 4. go back from your own, meet again, take both hands • First man put his wo. back, the other going Co. all into each others places 3

As before 3 Do this Change to all.

## Chestnut (or Dove's Figary.)

*Longways for six.*

Lead up all a D. and  
back. That again :

Men fall back, and we. at the same time, change places each with his own, men hands round to your places, and we. at the same time, men being on the we. side, and we. on the mens side. Back again to your places :

Arms all. That again :


Fall back and change places as before, men the Hay, and we. at the same time the first Cu. staying in the last place. This back again :

Sides all. That again :

Fall all back and change places as before, the first man lead down his wo. the rest following him, stay in the last place. This back again, but cast off instead of leading between the rest :

## Cuckolds all a Row.

For four, or eight.



Meet all forwards and back.  
That again.

Turn back to back with the Co. We. Faces again, go about the Co. We. not turning your Faces. Turn back to back to your own Faces again, go above your own not turning Faces.

Sides all with your own.  
Sides with the Co.

Men change places, we change places, hands all, go round, we change places, men change places, hands all and go round, to your places.

Arms all with your own.  
Arms with the Co.

Men put the Co. We. back by both hands, fall even on the Co. side men cast off to the right, your we. following come to the same place again. put them back again, fall on your own side, men cast off to the left hand, and come to your places, the We. following.



## Daphne, or The Shepherds.

Longways for eight.



Lead up all a D. forward and  
back • That again •

First man put back his wo.  
by both hands down be-  
tween the rest • That  
back again •

First Cu. crosses over, fall into the 2. place,  
cross again, fall into the third place,  
cross again, fall to the lower end • All  
this back again •

Sides all • That again •

As before •

As before •

Arms all • That again •

As before •

As before •

Drive the cold Winter away.

*Longways for as many as will.*

Lead up forwards and back  
That again :

First man back a D. then go down between the rest, and turn the last wo. but one, then men the last, and stay there while the other men go between the 2. and the third we. and go towards the left hand, and fall down to the first man. First man back, then go up between the rest, turn the second wo. then the first, while the men go between the two last we. turn towards the right hand, and go up to your places.

Sides all . That again :

This as before, the we. doing it :

Arms all . That again :


As at the first :

## Dissembling Love, or The lost Heart.

*Longways for six.*

- |   |   |
|---|---|
| Lead up forward and back. ♪ That again. ♪ | First Cu. cross over and fall into the 2. place, cross again and fall into the last place. ♪ Every Cu. do thus. ♪ |
| Sides all. ♪ That again. ♪                | Half the single Hay on each side, set and turn S. ♪ All do this change. ♪   |
| Arms all. ♪ That again. ♪                 | Men hands and go half round, Women as much. ♪ All do this change. ♪   |

## Dargason, or The Sedany.


*For as many as will, standing thus:*

First man and wo. sides once, set and turn S. — Pass forward each to the next sides, set and turn S. —  
 As much to the next. — And so forward and back till you come to your places where you began.

Arms all, as you sided, till you come to your own places.

The single Hay all handing as you pass till you come to your places.

## The Fryer and the Nun.

*Langways for as many as will.*


Lead up men a D. turn round, We. go up a D. and turn single: We. go down a D. and turn single, men down and turn S.  $\dot{\cdot}$

The 2. uppermost men fall back and turn S. we. as much, changing over with your own, men change, we. change at the same time, then each change places with his own. Do thus to all, the rest following.

First and 2. man change places by both hands, we. as much, men and we. meet sideways, turn all S. hands and go half round, turn S. hands and go half round, turn S.  $\dot{\cdot}$

## Grimstock.

## Longways for five.



Lead up all a D. forward and back, set and turn  
S. That again. :

First Cu. go down between the 2. the third come up  
between the first. This forwards and back, to your  
places. :

Sides all, set and turn S. That again. :

First Cu. go down under the 2. Couples arms, the 3.  
come up under the first. This forwards and back to  
your places. :

Arms all, set and turn S. That again. :

First Cu. change places, and go down the S. Hay.  
And come up the S. Hay on her own side. :

## Greenwood, or The Huntsman.

*Longways for six.*

Meet all back again, set and turn S. — Lead from each other, change hands, meet again, set and turn S. —

The middle Cu. sides, while the 2. men side with each other, and the 2. we. sides, set all and turn S. — Men sides with the we. on the left hands, set and turn S. — As much with the we. on their right hands, set and turn S. —

Meet all as at the first — Arms all as you sided —

Meet all as at the first — Each three as you stand hands and go round, set and turn S. — The middle man take the two on his left hand and go round, while the other do the like, set and turn S. — As much with the two on the right hand, the other doing the like —

Meet as at the first — Then the S. Hay all as you handed round —

Meet as at the first — Men hands and go round, set and turn S. — We. as much —

Meet all as at the first — Men the S. Hay — We. as much —

Meet all at the first —

## The Gun, or The Valiant Captain.

*Longways for as many as will.*

Lead up all a D. forward and back, set  
and turn S. • That again •

First 4. go back from your own, meet again, first man and 2. wo.  
change places, first wo. and second man change, then change  
both with your own • As much with the next, and so to all.

Sides all, set and turn S. • That again •

First 4. hands and go round, first Cu. meet, slip down between  
the second, turn S. Do thus to the last, the rest following.

Arms all, set and turn S. • That again •

First 2. men hands and change places, we. as much, take  
right hands across and go round • Do thus to the last,  
the rest following.



## A Health to Betty.

*Longways for as many as will.*

Lead up all a D. forwards and back; set and turn S. That again: First Cu. sides, turn her once and a half about: Sides each with the 2. and turn them: Do thus to the last, the rest following and doing the like.

Sides all, set and turn S. That again: First Cu. meet a D. back again, fall into the 2. places, and turn your own: Do this Change to the last, the rest following.


Arms all, set and turn S. That again: First Cu. go a D. back, meet again, take both hands, slip down between the 2. turn S.: Do thus to the last, the rest following.

Hit of miss.

Langways for eight.

. . . . .

. . . . .



Meet all a D. back again. e  
That again. i

Meet all again, lead each others Woman  
a D. to the left hand. e Change hands,  
meet again, take your own We. and to  
your places.

The single Hey all four. i

Sides all. e That again. i

As before. i


As before. f

Arms all. e That again. i

As before. i

As before. :

Have at thy Coat old Woman.

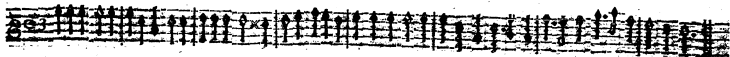
*Longways for as many as will.*

Lead up forwards and back, set and turn S. • That again : First Cu. lead a D. forwards and back to the 2. cross and turn each the 2. then turn your own in the 2. place. : Do this Change to the last, the rest following and doing the like.

Sides all, set and turn S. • That again : First Cu. cross over, and go each behind the 2. and peep three times, then turn your own in the 2. place. : Do this Change to the last, the rest following.

Arms all, set and turn S. • That again : First Cu. cross over, and go between the 2. then cross over again like the Figure of 8, falling into the 2. place. : Do thus to the last, the rest following.

An old Man a Bed full of Bones.

*Longways for as many as will.*

Lead up all a D. forward and back, set and turn  
S. • That again. :

First man lead down his Wo. between the rest a D. forward and back, then lead her to the lower end, and turn her and leave her. • Bring up the last Wo. in the same manner. : Then the last man do the like, and fetch his own.

Sides all, set and turn S. • That again. :

This as before, only crossing both hands in the middle. : :

Arms all, set and turn S. • That again. :

This as before holding your Wo. by one hand, and let her turn under your arm, and kiss her. : :

## The Boat-man.

*Longways for six.*

Lead up a D. forwards and back, fet  
and turn S. ◡ That again ◡

First Cu. and 2. man the S. Hey, while the other three do the like,  
come to your places and turn your own ◡ All that again, the  
2. Cu. changing their ends ◡


Sides all; fet and turn S. ◡ That a-  
gain ◡

The 2. man and 1. Cu. hands and go half round, while the other  
do the like, fall all back, then turn your own ◡ That again, the  
2. Cu. changing their ends ◡

Arms all, fet and turn S. ◡ That a-  
gain ◡

First and last man and 2. wo. hands and go round, the 2. man  
turn his own wo. ◡ First and last we. and 2. man hands and go  
round, the 2. man turn his wo. ◡

## Bobbing Joe.

*Longways for as many as will.*

Lead up forwards and back • That again.

Set and turn S. • That again. †

First Cu. slip down between the 2. they slipping up • Then they slip down • Hands and go round †

The first 2. men snap their Fingers, and change places • Your we. as much † Do these two Changes to the last, the rest following.

Sides all • That again †

Set and turn S. • That again †

First two on each side hands and go back, meet again • Cast off and come to your places †

First four change places with your own • Hands and go half round † These Changes to the last.


Arms all • That again †

Set and turn S. • That again †

Men back a D. meet again • We. as much †

First Cu. change with the 2. on the same side • Then change with your own † These Changes to the last.

## The Bath.

*Longways for as many as will.*

Lead up all forwards and back, set and turn S. • That again ∴ First Cu. back a D. slip into the 2. place on the outside, hands all four, and go round ∴ Do thus to the last.

Sides all, set and turn S. • That again ∴ The first four meet and cross over, go half round to the right hand into each others places ∴ Do thus to the last.

Arms all, set and turn S. • That again ∴ The 2. first men meet and change places, the Women as much, then 2. slip down, and the first up, then the first down, and the 2. up ∴ Do thus to the last, the rest following in order.

## Black Nag.

*Longways for six.*

Lead up a D. forward and  
back. That again.

First Cu. take both hands and 4. slips up and stand, the 2. Cu. as much, the  
3. Cu. slip up, turn all S. Last Cu. slip down, the 2. as much, the first as  
much, turn all single.

Sides all. That again.


First man and last wo. change places, first wo. and last man change, the 2.  
change with his own. All this back again.

Arms all. That again.

Men the single Hey. We. as much.



## Cast a Bell.

*Longways for as many as will.*

Lead up a D. forwards and back, set  
and turn S. • That again •

First Cu. change places, set and turn S. • First man lead your  
own and the 2. wo. forwards and back, bring the 2. wo. under  
your arms, leave her, and turn your own. • Do thus to the last,  
the rest following and doing the like.

Sides all, set and turn S. • That a-  
gain •

First Cu. change places, set and turn S. • First Cu. meet the 2. Cu.  
lead each others wo. to each wall, meet your own, and turn them  
• Do thus to the last, the rest following.

Arms all, set and turn S. • That a-  
gain •

First Cu. take both hands, slip down between the 2. Cu. cross  
and turn each one of them with your right hands, fall to your  
own side in the 2. place. • Do thus to the last, the rest following.

Goddeffes.

*Longways for as many as will.*

○○○○

)))))



Lead up a D. forward and back • That again :

Cast off, meet below • Cast off below, meet above :

Men go down on the outside of the We. • Back again :

This as before :

We. as much :

This as before :

Men go quite round about the We :

This as before :

We. as much :

This as before :

Men take hands and go round • Back again :

This as before :

We. as much :

This as before :

Take all hands and go half round, back again :

This as before :

Men the S. Hay :

This as before :

We. as much :

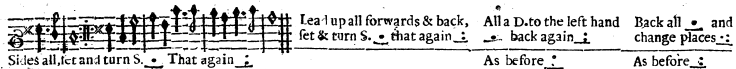
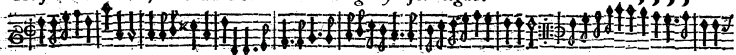
This as before :

Then D. Hey :

This as before :

## Gray's-Inn Mask, or Mad Tom.

Longways for eight.



Sides all, set and turn S. That again :

Lead up all forwards & back,  
set & turn S. that again :All a D. to the left hand  
back again :Back all and  
change places :

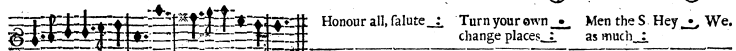
As before :

As before :

Arms as, set and turn S. That again :

As before :

As before :



Honour all, salute :

Turn your own  
change places :Men the S. Hey We.  
as much :

As before :

As before :

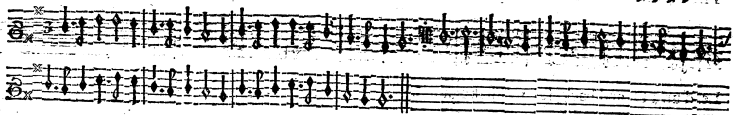
As before :

As before :

As before :

As before :

## Half Hannykin.

*Longways for as many as will.*

Lead up all a D. forwards and  
back. That again.

Sides all. Turn your own. First man stand alone, and the last wo.  
stand alone, the rest of the men take all the next we.


Lead up as before.

Sides all. Turn your we. First man take the 2. man with his  
left hand, last wo. taking the next wo. with her right hand.

Lead up as before.

Sides all. Turn your we. Then the 2. man stand alone, the first  
taking the third man, the last wo. take the next. Change thus every  
time till you come to your own places.

## The Healths, or The merry Wafel.

*Longways for eight.*

Lead up a D. and back, set. • That again. :

First Cu. and last meet, turn back to back, cast off, and going on the outside, the other four to come to your places on the inside, the other as much. •

Hands all backwards, and go half round to the right, set. • That back again. :

First Cu. and last meet, turn back to back, hands backward round to your places. • The other 4. as much. •

Change places with your own by both hands, then 1. and 2. the 3. and 4. man change, so the we. doing the like, set. • Change back again to your places. •

First and last Cu. meet, clap hands, hands across round to your places. • The other four as much. • (or this last passage thus) First man and last wo. meet and give right hands, first wo. and last man the like, then holding hands across, go round to your places. • The other four as much. •

## Hockley in the Hole.

*Longways for as many as will.*

Lead up all forward and back. That again.

Set and turn S. That again.

First man and last wo. meet and go back.

This as the first time.

The first wo. and last man as much.

First man arms with the last wo. and back again to his place.

As before.

First wo. and last man as much.


First go down to the last wo. bring her up.

As before.

Last man come up to his own wo. Lead her down, the first Cu. following, and fall hindermost.

As before.

## Jog on my Honey.

*Longways for as many as will.*

Lead up all a D. forward and back, set and turn S. ♪ That again ♪

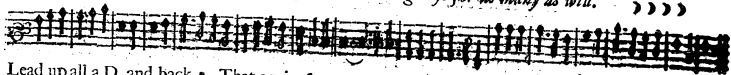
The first man with his back to the Presence take his wo. by both hands, pull her to him, then put her back between the 2. Cu. the first man and 2. Cu. hands and go round, the first wo. to the left ♪ This forward, &c. ♪

The first man take his wo. by both hands, put her back on the outside, the 2. wo. into the 2. place, and there turn her ♪ Then into the 3. place, on the outside the 3. man, and so forward, &c.

The first Cu. crosses over, go behind the 2. Cu. put them together that they may salute, then arm to the 2. place. This forwards to the rest.

The first Cu. cast off and go on the outside, the 2. Cu. walk forward and back, as in *Lavenna*, arm in the 2. place ♪ This forward to the rest, they doing the like, &c.

The Irish Lady, or Anniseed-water-Robin. *Longways for as many as will.*



Lead up all a D. and back. • That again. :

Set and turn S. • That again. :

First man and 2. wo. go about into each others places. •

First man and 2. wo. change places, the other as much. • Cast off and fall into the 2. place. :

First wo. and 2. man as much. :

First Cu. cross over, the man going on the inside, the 2. wo. into the 1. wo. place, and the wo. on the outside, the 2. man into the 2. place. • Cross over, and go the man about the 2. man, and wo about the 2. wo. into your places. :


Hands across, round in your places. • First man cast off, leading the 2. man about, and fall into his place, the first wo. doing the like. :

The first and 2. men change places by the right hands, we. doing as much, fall all four abreast and lead up to the Presence. • Fall back a D. the first man cast off to the left, fall into his own place, the 2. man following him, wo. doing the like at the same time. :

First and third Cu. change places each with his own, the first man and 2. wo. change places. • First wo. and 2. man change places, set and turn S. :



## Jack Pudding, or Merry Andrew.

*Longways for six.*

First and 2. Cu. lead up a D. and fall back, whilst the 3. Cu. lead up to the top between the other, first and 2. Cu. lead up again and back, whilst the 3. lead down.

Third Cu. lead up between the other, and casting off, go on the outside under their arms, cross over and under their arms, and fall to the bottom as at first, then the first 4. hands and round, and sit whilst the third do as much.

Sides all. That again. ♪


Men round and hold up their hands, we under their arms, and turn their own, we go round, and each man turn his own.

Arms all. That again. ♪

The 3. Cu. lead under the first Cu. arms, and come face to the we. hands you four and round, the 1. Cu. fall into the 2. place, the 3. Cu. lead under the 2. Cu. arms, and hands round, the 3. Cu. fall into the 2. and the 2. into the first place. ♪

## Jack a Lent.

Longways for six.



- Lead up a D. forward and back. That a-  
gain. First man change places with the 2. Wo. turn S. change with the last man, as I  
turn S. After lead up the Wo. do the like to every Cu. doing the same.
- Lead up as before. First Cu. cross over, fall into the 2. place, cross again, fall into the last place.  
All do this Change.
- Lead up as before. First Cu. go under the 2. Cu. arms, the last come up under the first, this for-  
ward and back to your places, cast off. Every Cu. do this change.
- Lead up as before. First Cu. go down and turn each the last, then each the 2. Cast off, every  
Cu. doing the same.
- Lead up as before. Set and turn S. That again.
- First man turn the last wo. and to his place a-  
gain. First wo. as much with the last man. The first on each side go down to the last, take them by both hands, go once and  
an half about, and stay below, the 2. turning his own. All do this change.

Blew Breeches, or I'll love no more.

*Longways for as many as will.*Lead up all forwards and  
back. That again :Men turn S. We as much, men go about your we. to your places. We.  
turn S. men turn S. We go about your men, and to your places :

Sides all. That again :

First man set to the 2. wo. and fall back, while your wo. turns the 2. man  
as much to the 3. As much to the 4. turn your own below :

Arms all. That again :

First Cu. being below take both hands, slip up between the 4. Cu. cross  
and turn each one of them with your right hands, As much to the 3.  
As much with the 2. turn your own above :

## Lady Spellor.

*Longways for as many as will.*

Lead up all a D. forwards and back, set and  
turn S. • That again •

Go all to the left hands, cross the Room, faces all, set and  
turn S. • Change places all with your own we. set and  
turn S. • Change places all with your own we. set and  
turn S. • First Cu. go down between the rest, they fol-  
lowing, come towards the left hand, to your places •

Sides all, set and turn S. • That again •


As before •

Arms all, set and turn S. • That again •

As before •

## Lord of Carnarvan's Jigg.

Longways for eight.



Lead up all a D. forwards and back • That again :

Each man and wo. go about each other, not turning your faces • That again :

First Cu. cross over &amp; fall into the 2. place on the outside the 2. Cu. the men on the outside of the wo. and the wo. on the men sides • Cross over again and fall into the 3. place :

Take hands with your wo. and leading her down between the last Cu. cast off all, and meet above, the first Cu. in the first place, and the last Cu. in the second place, the third in the last place • Arms all •

Lead down forwards and back • That again :

Go about each other as before • That again :

The lowest Cu. cross over as before :

Cast off as before.

Lead up all a D. and back • That again :

Go about each other as before • That again :

The uppermost Cu. cross over as before :

Cast off as before.


Lead down forwards and back • That again :

Go about each other as before • That again :

The lowest Cu. cross over as before :

Cast off as before.

The Hemp-dresser, or The London Maid. Longways for as many as will. ○○○○



Lead up all a D. forward and back. • First man change places with the 2. wo. • Then with the 3. man. • Then with the 4. wo. • Then with the fifth man. • Then with the sixth, and so to the last.

Sides all. • Lead up as before. As before, the wo. doing it. • All do this, changing as before. •

Sides all. • That again. • First Cu. cross over, fall into the 2. place. • Cross again, fall into the 3. place. • Cross again, fall into the fourth place. • And so to the end, every Cu. doing the like.

Arms all. • That again. • Turn your own wo. changing places. • Turn each the 2. • Turn each the 3. • Turn each the fourth, and so to the last, the rest following.



Lady lye near me.

*Longways for as many as will.*

Lead up forwards and back. That Set and turn S. That again.  
again.

First two on each side hands and go back, meet again. Go each behind the 2. and turn your own in the 2. place, do thus to the last, &c.

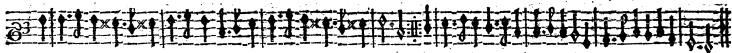
Sides all, That again. Set and turn S. That again.

First man and 2. wo. meet and take right hands. The other as much. Go half round, change places with your own in the Co. place. Thus to the last.

Arms all. That again. Set and turn S. That again.

First Cu. meet, turn back to back. Go from each other, faces again. Meet again, take both hands, slip between the 2. Cu. and fall back, do thus to the last, the rest following.

Lavena, or The Passionate Lovers.

*Longways for as many as will.*

Lead up all a D. forwards and back, set and turn S. ♩ That again. ♪ The first Cu. go down between the 2. cast off and come to your places on the outside of the 2. turn your own, fall into the 2. place again. ♪ As much to the 3. place, and so to the last, the rest following.

Sides all, set and turn S. ♩ That again. ♪ First Cu. go down on the outside each on the 2. back again, fall into the 2. place, and turn your own ♩ Do this to the last, the rest following and doing the like.

Arms all, set and turn S. ♩ That again. ♪ First Cu. cast off, fall into the 2. place, come up between the 2. cast off again, fall into the 2. place, turn your own. ♪ Do this to the last, the rest following.



## Millifon's Jigg.

## Longways for six.



Lead up all a D. forwards and  
back. That again.

First man take his wo. by both hands and four slips up, and stand, the  
2. as much, the 3. as much, turn all S. Third Cu. four slips down, the  
2. as much, first as much, turn all single.


Sides all. That again.

First Cu. change places, the 2. as much, 3. as much, turn S. Third  
Cu. change places, the 2. as much, first as much, turn all single.

Arms all. That again.

First man change places with the 2. wo: first wo. change with 2. the  
last change with his own, turn S. First man change with the last  
wo. first wo. change with the last man, tother change, turn single.

## The merry Milk-maids.

*Longways for eight:*

Lead up all a D. forwards and back,  
set and turn S. ◡ That again ◡

First and 3. Cu. meet your own, slip between the other, take hands  
across and go round each four. ◡ The other four as much ◡

Sides all, set and turn S. ◡ That  
again ◡


First man cast off, go to the lower end and stay, the rest follow-  
ing, the we. as much, set and turn S. ◡ All that back again ◡

Arms all, set and turn S. ◡ That  
again ◡

Men back and go the S. Hey ◡ We. as much ◡

The Maid peep'd out of the Window,  
or The Frier in the Well.

*Longways for as many as will.*



Lead up a D. forwards and  
back. That again.

First Cu. cast off and go to the lower end, and stay there, the rest following, set and turn S. All this back again to your places S.


Sides all. That again.

Men slip just before your we. and go a D. up, and fall on the wo. sides, set and turn S. We slip before your men, go up, fall all to your own places, set and turn S.

Arms all. That again.

First man put back the 2. wo. by both hands, while the 2. man puts back the first wo. fall into each others places, all the rest doing the like, set and turn S. All this again to your own places.

## Maiden Lane.

*Longways for six.*

Lead up a D. forward and back. •  
That again. :

Sides all. • That again. :

Arms all. • That again. :

All a D. to the left hand, back again. •

The S. Hey on each side. :

Back all, change places. • That again. :

First man change with the 2. wo. first  
wo. change with the 2. man, while the  
last changes with his own wo. • First  
man change with his own wo. your wo.  
change with the last man, while the 2.  
changes with his own wo. :

Set and turn S. • That  
again. :

As before. :

As before. :

## The Milk-maid's Bob.

*Longways for eight.*

Lead up all a D. forwards and back. First four the S. Hey, while the last four do the like. That again.


Sides all. That again.

First Cu. slip between the 2. while the 3. does the like with the last, change places with your own. That again.

Arms all. That again.

First man change places with the 2. wo. taking by the right hand, change places with the 2. man, the 3. man doing the like, then the other four as much.

## The Night-piece, or The shaking of the Sheets.

*Longways for six.*

Lead up a D. forwards and back ◡  
That again ◡

The middle Cu. fall back and slip up, while the first and last Cu. change places. That again. That again ◡


Sides all ◡ That again ◡

First Cu. cros over, fall into the 2. place, cros again, fall into the last, the next Cu. as much, the next Cu. as much ◡

Arms all ◡ That again ◡

First man change places with the 2. wo. first wo. change with the 2. men, while the last changes with his own: Then change with the last wo. your wo. change with the last man, while the other changes with his own: Set all and turn S. ◡

## Durham Stable, or The New Exchange.


*Longways for six.*

Lead up all forwards and back, set and change places. That again. First man set to his own wo. the 2. as much, the 3. turn his own. Third man set to his own, the 2. as much, the first man turn his own.

Sides all, set and change places. That again. First man and last wo. meet and stand, first wo. and last man as much, first man and last wo. change places, the other change, the 2. change with his own. This Change back again to your places.

Arms all, set and change places. That again. First Cu. go down between the 2. the third come up between the first, the 2. come down between the 3. set and turn S. All this again, to your places.

## The Old Mole.

*Longways for six.*

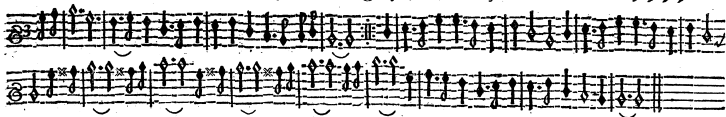
Lead up a D. forwards and back, set and turn S. • That again • All a D. to the left hand, back again, set and turn S. • As much to the right • • First man and last wo. meet a D. back again, meet again and change places • • First wo. and last man as much • • • The second man as much with his own • • •

The two first we. hands, and the two last men hands, lead forwards and back to the odd one against them, let the odd ones go under your arms. • Do this Change • • Over to the place where you began it • • Then first and last change as before to your places. • •

All the men hands, and all the we. hands, meet all forwards and back the first and last, last on each side turn each other, the 2. turning his own. • Sides where you turned, and turn your own • Men the S. Hey • we. as much • • The D. Hey thrice over • • Cast off all and come to your places. That again.



## The New Bo-peep, or Pickadilla.

*Longways for as many as will.*

Lead up all a D. forwards and  
back. That again.

We go all to the wall and stand, men go up to your own we and peep  
four times on each side behind them, fall to your places all and turn  
S. Then men go to the wall and stand, We go up to your backs  
and peep four times, then fall to your places and turn S.

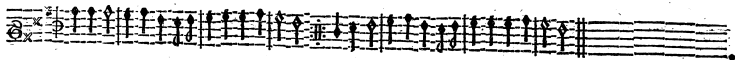
Sides all. That again.

As before, the men going first.

Arms all. That again.

As at the first.

## Maiden-Fair.

*Longways for as many as will.*


Lead up all a D. and back • That again ∴ Set and turn S. • That again ∴

First man and 2. wo. meet a D. and back • then the first wo. and 2. man as much ∴ The 1. man change with the 2. he into her place, and she into his • The 1. wo. and 2. man as much ∴ Do thus to all, the rest following.

The 1. man take the 2. man in his right hand, and the 1. wo. the 2. wo. in the left hand, and meet a D. and back • That again ∴ Then meet and go through between each other, the uppermost man about his wo. and the 2. man between the first wo. and his own, and turn your faces each to your own, being in the first Co. places • Then take hands and go half round, and fall the 1. Cu. in the 2. Cu. places ∴ Do thus to all, the rest following.

The 1. man take his wo. in his left hand, and the 2. man take his wo. in his right hand, and fall back a D. and meet again • That again ∴ First man cast-off, his wo. casting off at the same time into the 2. place, the 2. Cu. following them till they come to their own places • Cast off again, and stay the first Cu. in the 2. Cu. place ∴ Do thus to all, the rest following.

## Picking of Sticks.

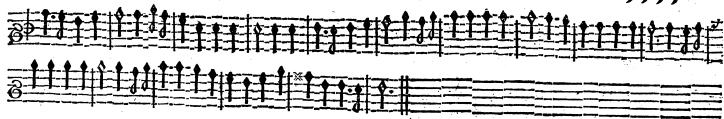
*Longways for six.*

Lead up a D. forwards and back • That again ∴ First man change places with the 2. wo. then with the last man ∴ Lead up as before, then the wo. change as the man did, every Cu. doing thus.

Sides all • That again ∴ The first Cu. slip down between the 2. they slipping up, then the 2. slip down, and the first up ∴ All this again, the last Cu. crossing over below, go up and cross above, fall to your places ∴ ∴ Then the four last slip, and first Cu. cross about ∴ ∴

Arms all • That again ∴ The we. standing still, men going the Hey between them, the last man going about the middle wo. do thus three times over, then go quite round all the we. to your places ∴ ∴ The we. as much ∴ ∴

## Paul's Steeple.

*Longways for as many as will.*

Lead up all a D. forward and  
back, set and turn S. • That  
again :

First man take his wo. into his left hand, lead her down to the 2. wo. take the 2. wo. in his right, and slip up with them into the first place, cast off the 2. wo. and then his own, and turn off into his place : This forward to all the we. :

Sides all, and turn S. • That  
again :

First man take his wo. in his left hand, lead her down to the 2. wo. take the 2. wo. in his right hand, and slide up with them, kifs the 2. wo. hand them with your own wo. hand and let them go, turning off into your place : This forward to the rest :

Arms, set and turn S. • That  
again :

First man take his wo. in his left hand, lead her down to the 2. wo. take the 2. wo. in your right hand, and setting them back to back in the middle, kifs the 2. then your own wo. turning off into your places, this forward to the rest.

Petticoat wag, or The Taylor's Daughter. *Longways for as many as will.*



Lead up forwards and back, turn back to back, faces again. • All that again. :

First man cross and go behind the 2. wo. the first wo. going behind the 2. man, peep twice at each other, fall into the 2. place on your own side. • Do thus to the last, the rest following in order.


Sides all, and as before. • That again. :

First Cu. cross between the 2. fall into the 2. place, cross again, fall into the 2. place on your own side. • Do thus to the last, the rest following in order. :

Arms all, as before. • That again. :

The two first men take both hands, change places, the we. as much, set and turn S. • Do thus to the last, the rest following.

## The Shepherd's Daughter.

*Longways for eight.*

Lead up forwards and back •  
That again ∴

First two men and last two men hands, and lead to each wall, we. doing the same, change hands and meet all ∴ First and 3. men lead up, the other leading down, change hands and lead the Co. way ∴

Turn each others  
wo. ∴ Turn your  
own ∴

Sides all • That again ∴

As before ∴


As before ∴

Arms all • That again ∴

As before ∴

As before ∴

## Stingo, or The Oyl of Barley.

*Longways for six.*

Back all, meet again. • Lead up a D. Men take right hands acrofs and go round, fet and turn S. •  
forwards and back. • We. as much with the left hand. •

Sides all. • That again. • All a D. to the left hand, back again, fet and turn S. • As much  
to the right hand. •

Arms all. • That again. • First Cu. crofs and fet each to the 2. then to the third, come to  
your places on the outside of the second. • First Cu. cast off,  
turn short to your places, turn your own, cast off again, all fall  
to the lower end. •

## The Glory of the West.

*For four, or eight.*

Meet a D. fall back, open and close. :  
 Fall back a D. meet, open and close. :

Sides with the Co. we set to them. :  
 Sides with your own wo. set to her. :

NOW

Arms as you sided. :

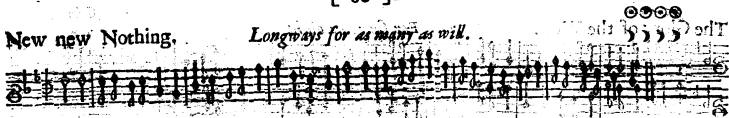
Back men, we. turn S. back we. men turn S. men cross over, we.  
 cross over, hands round, and go half to your places. :

Men turn off to the left hand, and fall behind your we. back to  
 back, turn back again in your places, we as much, change places  
 round till you come to your own places, then take right hands  
 across, and go round to your places. :

Men meet, we meet, & give right hands across, men go under their  
 arms to your own places, men hands across, and we go under as the  
 men did, men right hands to the Co: we. then left hands to their  
 own, and fall into the contrary places, hand in a ring, and go half  
 round to your places, falling all a breast to the presence. :



## New new Nothing.

*Longways for as many as will.*


Lead up all a D. back all, profer a little to slip to the left, each change places with his wo.

Lead down, back all, slip a little to the right, change places.

First man change with the 2. wo. and the 2. wo. with the first wo. then the first man with the 2. man, abd. the 2. man with the first wo.

First and 2. man change places by both hands, then the wo. as much, first man and wo. lead up between the 2. Cu. into the first place, cross over, and go on the outside into the 2. place, change places.

## The Maid in the Moon.

*Round for six.*

Hands all, and meet a D.  
back again. • That again.

One man take right hands across with the wo. against him, the second man as much, the third as much, go all round. • First man kiss the wo. he handed, the second as much, the third as much, go all round.

Sides all. • That again. †

Take hands as before and go round. • The first man kiss the wo. on his left hand, the second as much, the third as much, go all round. †

Arms all. • That again. †

Take left hands as before and go round. • First man kiss his own, the second as much, the third as much, and then go all round. †

## Putney Ferry:

## Round for six.



Hands and 2.D. round.  
back again.

Men meet, turn all back to back,  
while the we. turn S. Come to your  
places and turn your own. We do  
the like.

First man set to the second wo. then  
to the third, honour to his own and  
turn her. The we. as much.

Sides all. That again.

As before, the we. beginning as the  
men did.

This as before, with your arms fol-  
ded.


Arms all. That again.

Men again as at the first time.

This as before, wiping your eyes.

## Epping Forrest.

## Round for six.



Hands all, and 2. D. round,  
Set and turn S. That a-  
gain.

Honour all to your own, and  
kiss her Honour to the  
contrary, and kiss.

Turn all your own Women.  
Turn all the contrary.

Sides all, set and turn S.  
That again.

As before.


As before.

Arms all, set and turn S.  
That again.

As before.

As before.

Put on thy Smock a Monday.

*Round for six.*


---

Hands all, and two D. Round, set and turn single. • That again. :

---

First man lead his own wo. and the contrary wo. a D. forwards and back to the third wo. let go your two we. and turn the third, the two we. turning each other. • Then lead her you turn'd, and your own as much. • Then as much with the other two, and turn your own.

---

Sides all, set and turn S. • That again. :

---

All as before. ::

---

Arms all, set and turn S. • That again. :

---

All as before. ::

---

Oak Leaves.

Round for eight.

Allegretto



Hands all, and two D. round, set and turn S. • That again

First two men against each other change places, We. as much, the S. Hey, all four back to your places, the other four as much. ♪ ♪

Sides all, set and turn S. • That again

Every man lead his wo. by the contrary hand to the wall, faces to your own, fall a D. back, pass before your wo. to the next, turn her. ♪ That again four times, over to your places. ♪

Arms all, set and turn S. • That again ♪ Meet all men and back again, go to the left hand to the contrary wo. and turn them. ♪ Do thus four times over to your own places.

## Catching of Quails.

Round for eight.



Hands all, and two D. round :  
Set and turn single : That a-  
gain :

First man faces to his own wo. and go to D. back, the following him :  
The second as much : The third as much : The fourth Couple as  
much :

Sides all : That again :

First man take his own wo. by the hand and shake it three times, and  
go half round, the following him : The second as much : The third  
as much : The fourth as much :

Arms all : That again :


First man put his Toe to his womans Toe 3 times : The second as  
much : The third as much : The fourth as much :

## Paul's Steeple.

*Longways for as many as will.*

○○○○

○○○○



Lead up all a D. forwards and  
back. That again.

First Cu. go each on the outside of the second Cu. back again, down  
again, peep each at one another, turn your own in the second place,  
as much to the third place, and so to the last.

Sides all. That again.

As before, doing it up.

Arms all. That again.

As you did at first.



Sweet Kate.

*Longways for as many as will.*

Hold up all a D. Forwards and See your right Foot to your womans, then your left, clap your wo-  
 back. That again: on her right hand, then on the left, wind your hands and hold up  
 your finger, wind your hands again, and hold up another finger of  
 the other hand, then turn S. All this again:

Sides all. That again:

As before:

Arms all. That again:

As before:

## Mall Peatley.

Longways for eight.



Lead up all a D. forward and  
back. That again.

First man set to the first wo. Then to the second, and Hey with the two  
last we, and stay in the last place, the last man at the same time setting  
to the two last we. Hey with the two first and stay in the first place.  
This back again to your places.

Sides all. That again.

This as before, the first and last we. doing it as the men did before.

Arms all. That again.

The first man and wo. do this as before, and stay in the last place. Or  
do this back again, Cast of and meet below.

Blue Petticoats, or Green Garters.

Longways for as many as will.



Lead up all a D. forward and  
back. That again.

First Cu. slip down into the second place on the outside, the second Cu. slipping up take hands all four and go round. Do as much to the next Cu. and so to the last, every Cu. doing the like.


Sides all. That again.

First Cu. meet, change places. Slip each to the second place and cross over. Do thus to the last, the rest following and doing the like.

Arms all. That again.

First man and 2. wo. meet and stand the other as much. go half round and change places with your own. The rest following and doing the like.

## Step Stately.

*A long Dance for 3, 5, 7, or 9 Couple.*

Lead up all a D. change places each with his own, keeping your faces still to the Presence, the men slipping behind the we. and the we. before the men, face all to the wall. Men hands, and we. hands, first man and second wo. lead all the rest round to the bottom, facing all to the Presence.

The first Cu. lead up a D. change hands, and lead down a D. Take hands with the 2. Cu. and all four half round, first man and 2. wo. change places.

First Cu. cross over, meet in the second place, change places. The three uppermost men, and the three we. hands, fall a D. back 2. and 3. Cu. change each with his own, while the first Cu. meet, then fall a D. back again three and three.

The first man and wo. being in the middle, lead up all abreast a D. and back. we. slip before the men to the right, and men behind the we. to the left, going a compass to their places as at first.

The 2. we. lead up between the second, then crossing over the first wo. go behind the 2. man, and the 2. behind the first. Men change over by the right hands, then giving left hands to their own we. turn the first Cu. into the 2. place, and the 2. into the first.


Now standing as in Greenwood, the first man between the 2. and 3. wo. and the first wo. between the 2. and 3. man, the first Cu. lead up, cast off and meet below, whilst the 2. and 3. we. and the 2. and 3. men change places. The first Cu. being in the 3. place, arms, whilst the other four take hands and go half round to the left.

## Scotch Cap, or Edenborough Castle.

*Longways for six.*

○○○

)))



**Lead up, back again.**  
**That again.**

The two upper we. fall back, and the two lower men fall back, cross over, then the first man and the lower wo. cross over, then the two upper men fall back and the two lower we. cross over, then the other cross over as before, these three times over.


**Sides.** That again.

Three men and three we. joining hands, fall all back, and meet all, men turn your faces one towards another, we. doing the like, the two ends on each side arms while the middle with his own, then fall back, then turn your backs together, and every one turn his own.

**Arms.** That again.

Three men slip up, and 3 we. slip down, then the lower man gives his right hand to the first wo. and so go into your places by hands, then the we. slip up and the men slip down, and the first and last give hands to your places as before.

## Souldior's Life.

*Longways for as many as will.*

Lead up all a D. forwards and back, set and turn S. That again. First man set to his own wo. then set to the 2. man, turn the 2. wo. Set to the 2. wo. then to the 3. man, turn the 3. wo. Set to the 3. wo. then to the 4. man, turn the 4. wo. Do thus to the last, your wo. following you in the same manner. Every Cu. do thus.

First man lead down his wo. a D. then give his right hand to the 2. wo. while his wo. do the like to the 2. man, turn them, and then your own with your left hand; the same forward, till you come to the bottom.

First man go about the 2. wo. while his wo. doth the like to the 2. man, they meet and go about one another and turn, taking hands, the same again 'till they come to the bottom.

## Green-Goose Fair, or Solomon's Jigg.

*Longways for eight.*

Lead up all forward and back, turn S. ◦  
That again. †

First Cu. cast off, meet below and come to your places between the rest. ◦ Last Cu. go up on the outside, and come down to your places between the rest. †


Sides all, and turn S. ◦ That again. †

First Cu. go down between the rest, and come up on the outside. ◦ The last Cu. go up between the rest, go down on the outside. †

Arms all, and turn S. ◦ That again. †

First Cu. go down the S. Hay on their own sides, and come up again, the rest standing still. †

## The Spanish Gypsie.

*Langways for eight.*

Lead up forward and back. That again. Turn all back to back, faces again, go all about your we. not turning your faces, that again the other way. First and last Cu. meet a D. back again, turn all back to back, faces again, go about each other, not turning your faces, the other way as much. The other

Sides all. That again. Turn back to back, faces again, go about your own as before. First and last Cu. meet and go back, turn back to back, faces again, take hands and go round, back again. Then the other four as much.

Arms all. That again. Turn back to back, faces again, go about your own as before. First and last Cu. meet, back again, turn back to back, faces again, right hands across and go round, then left round. The other four as much.



## The Saraband.

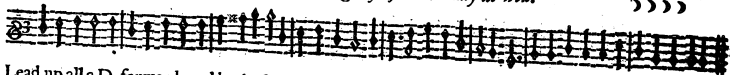
*Longways for as many as will.*

Lead up all forwards and back, that again, set and turn S. that again. The two first on each side hands and go a D. back, meet again, go all a D. cross over forwards and back, then go round towards the right hand, falling into each others places, set and turn S. Do this Change to the last, the rest following.

Sides all, that again, set and turn S. that again. First Cu. flip down between the 2. change all four with your own, cast off all four the Co. way, come to the same places again and change with your own, set and turn S. Do this to the last, the rest following.

Arms all, that again, set and turn S. that again. The first four change places with their own, then change with the 2. on the same side, then take right hands across, and go a quarter round, first Cu. fall into the 2. place, set and turn S. Do thus to the last, the rest following.

## Skellamefago, or Don Pedro.

*Longways for as many as will.*

Lead up all a D. forwards and back, set and turn S. That again : First Cu. arms once and a half between the 2. in the second place, set each to the 2. Cu. and change places with your own : Do this Change to the last, the rest following.

Sides all, set and turn S. That again : First Cu. slip down between the 2. turn each your own, then turn each others wo. turn your own again : Do this to the last, the rest following.


Arms all, set and turn S. That again : First four take hands across and go round, first man change places with the 2. wo. first wo. change places with the 2. man, then change both with your own : Do this Change to the last, the rest following.

Trenchmore.

*Longways for as many as will.*

○○○○

))))




Lead up all a D. forwards and back 3. times, cast off, meet below, and come up, do so 3. times: First Cu. go down under the 2. Cu. arms, the 3. come up under the first, do this forward and back twice or thrice.

First man set to the 2. wo. then to his own, then to the 3. wo. then to his own, then to the 4. wo. then to his own, and so to all the wo. and men, then your wo. do the same; then arm them as you set to them, arming your wo. then your wo. as much.

Lead up again, then turn your wo. with your right hand, and the 2. with your left, your wo. falling as you turn 'till you come to your place, then your wo. do the same, you following her, the rest doing these Changes.

## Shepherd's Holiday, or Labour in vain.

*Longways for six.*

Lead up all a D. back, cross  
over. — Lead down, back  
again, cross over. —

The first man slip before the 2. man, while his first wo. before the 2. wo.  
then the last man slip behind the 2. man, while his wo. behind the 2. wo.  
then all six turn round about to the left hand into their places, then the last  
Cu. do as the first, and the first as the last. —


Sides, back again, cross  
over. — That again. —

Three men and three we. back, joyning hands, meet three men, hands and  
go round, we. doing the like, men and we. back as before and meet, hands  
backwards and go round as before.

Arms as you sided. —

The 1. man cross into the 2. wo. place, and his wo. into the 2. man place, &c.

Row well ye Mariners.

*Longways for as many as will.*

Lead up a D.  
forwards and  
back. That  
again.

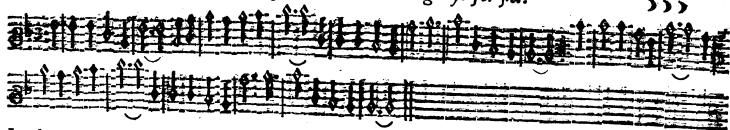
First man two flips  
cross the Room one  
way, the wo. the o-  
ther. Back again  
to your places.

Fall back  
both. Meet a-  
gain.

Clap both your own hands, then clap each others  
right hands against one anothers, clap both your  
own hands again, then clap left hands, then clap  
both hands again, then clap your breasts, then  
meet both your hands against one another. The  
same again, only clap left hands first.

First man sides with the next wo. and his wo. with the next man, doing the like 'till you come to your own places, the rest following and doing the same.

## The Garland, or A Summers day.

*Longways for six.*


Lead up all a D. forwards and back, set  
and turn S. That again.

The men take all hands, and the women hands, meet all a D.  
back again; the first on each side go under the others Arms  
on their own side, and meet below. Hands again, and the  
next Cu. as much. Hands again, and the next Cu. as  
much.

Sides all, set and turn S. That again. As before.

Arms all, set and turn S. That again. As before.

Under and over.

*Longways for as many as will.*

Lead up all a D. forwards and back, set and  
turn S. • That again. †

First Cu. meet and back, turn once and a half by both hands  
• Set each to the 2. and go back; turn by both hands. †  
Do thus to the last, the rest following.

Sides all, set and turn S. • That again. †

The first and 2. on each side hands and go back, meet and  
cross over, take hands behind you, go half round into each  
others places. • Do thus to the last.

Arms all, set and turn S. • That again. †

First Cu. meet, fall back, and fall to the 2. place, cross over  
between the 2. Cu. Do thus to the last, the rest following.

## The Lord Chamberlain's Delight

*Longways for as many as will.*

Lead up forwards and back, fall back  
a D. meet again, set and turn S. •  
All this again :

First Cu. meet, and cross over to the second, take them by both hands, put them  
back, set them face to face, fall into the second place and cross over. • Do this to  
the last <sup>1/2</sup> :

Sides all, and all again as before •  
That again :

First four hands and round, first Cu. meet, take hands and slip down between the  
second, set and turn S. • Do this Change to the last, the rest following.

Arms all, and all as before • That  
again :

First four cast off and come to your places, the first man and 2. wo. change places,  
the other do the like, then change both with your own • Do this to the last :



## The Lady Murray's Delight

*Longways for as many as will.*

○○○○

)))))



Lead up all a D. forwards and  
back. That again.

First man and second wo. change places, first wo. and second man change,  
then the first man change with his own, the second as much. Do thus  
to the last, the rest following.

Sides all. That again.

First Cu. change with their own, the second as much, hands and go half  
round into each others places. Do thus to the last, the rest following.

Arms all. That again.

First four hands and go round, first Cu. meet and take hands, slip into  
the second place. Do thus to the last, the rest following.


Pegasus, or The Flying-Horse.

[ III ]

Longways for eight.

⊙⊙⊙

) ) )



Lead up all forwards and  
back, set and turn S. ◡  
That again ◡

First and third men put your wo.  
back by both hands, while the  
other go C. back again to your  
own places, set and turn S. ◡ All  
that again the contrary way ◡

Honour all, step  
forwards, and  
honour again ◡

Turn all your own  
◡ First Cu. cast  
off, the rest turning  
their own.

Sides all, set and turn S. ◡  
That again ◡

As before ◡

As before ◡

As before ◡

Arms all, set and turn S. ◡  
That again ◡

As before ◡

As before ◡

As before ◡

## Catching of Fleas.

*Longways for as many as will.*

Lead up all forwards and  
back. That again. †

First Couple meet and take right hands, then go over and slip into the second place, change places again. Do thus to the last.

Sides all. That again. †


First Couple cross over between the second Couple, cross over again between them, cast off all four and come to your places. The rest doing the like Change. †

Arms all. That again. †

First Couple fall down into the second place on the outside, back again to your places, take both hands, slip down between them, turn single. This Change to the last. †

## The Phoenix.

Longways for eight.



Lead up all a D. forwards and back . That again :

Set and turn S. . That again :

First man go down on the outside of the wo. to the left, the rest following. Take every man a wo. by both hands . Put the we. a D. backward and forwards .

Back all, change places . That again :

Women go down and do as the men did :

Back and change places as before.

First Cu. cros over and go to the lower end, the second Cu. following and not cros, the third Cu. cros and follow, the fourth not cros, take hands all in a ring . Go all round .

Set and turn S. . That again :

Turn the contrary wo. . men hands and go round .

We. meet and turn S. . men as much .

Turn your own . We. hands and go round .

Men meet and turn S. . We. as much .


Four on each side the single Key .

Set and turn S. . That again :

As before, four cros, and four not cros . Lead up, cast off, and come to your places .

Set and turn S. . That again :

Saturday night, and Sunday morning.

*Longways for as many as will.*

Lead up all a D. forwards and back • That again :

Set and turn S. • That again :

First and second Cu. go about your own, not turning your faces • Men the like about each other, and we. about each other :

First man and 2. wo. change across, first wo. and 2. man as much • Each change with his own, set • And so forward, the rest following in order.


First man take his wo. in his left hand, and lead her downward under the 2. Cu. arms, lead up again, the 2. Cu. coming under your arms • First man take the 2. man by the left with his right, and casting off, come to your places, we. doing the like at the same time.

Change places with your own, men change places, we. changing at the same time • Change each with his own, set • And forward to the rest •

First Cu. and 2. meet, men hands, we. hands, lead to the wall • Meet again, take your own we. and lead from each other.

Change with your own, men change, and we. change at the same time • Change again with your own, set • And so forward to the rest •

## The Whish.

*Longways for six.*

Lead up a D. forward and  
back, set and fall back.  
That again.

The 2. man lead in the first man between the two first we. cast off, fall to  
your places, and arms. Then lead in the last man between the two last  
we. fall to your places, and arms. Then the middle wo do as much.

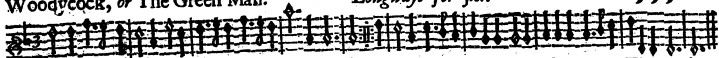
Sides all, set and fall back  
That again.

The 2. Cu. lead up between the first, cast off, fall to your places, turn your  
own as much between the last Cu. then lead in between them as before.

Arms all, set and fall back  
That again.

The 2. Cu. cross over between the first Cu. cross over again between them,  
fall to your places. Then as much between the last. Then lead in be-  
tween them as at the first.

## Woodycock, or The Green Man.

*Longways for six.*

Lead up all a D. forwards and back • That again. : Set and turn S. • That again. :

The 2. Cu. lead up between the first, cast off and come to your places • As before. :  
• Lead down between the last Cu. and as much. :

Sides all • That again. :

The 2. man cross over and go about the first wo. while the 2. wo. goes about the last man, and turn to your places • then the 2. man about the last wo. while the 2. wo. goes about the first man, and to your places. :


Arms all • That again. : As before. :

Men the S. Hay. : As before. :

Women the S. Hay. : As before. :

The D. Hay all. : As before. :

What you please.

*Longways for as many as will.*

Lead up all, fall back, that again. Set to your own, fall back, that again. The 1. man cross over with his wo. then take the 2. wo. by the right hand, the 1. wo. take the 2. man by the right hand, and fall back.

Meet your own and fall back, 1 man go in the figure of 8. about the 2. man, and the 1. wo. go in the figure of 8. about the 2. wo. and down in the 2. Cu. place, set to your own and fall back, the rest following and doing the same.

The 1. Cu. cross over and fall back, and the 1. man take the 2. wo. by the right hand, the 1. wo. take the 2. man by the left hand, and lead up all four abreast, and fall back.

The 2. Cu. go in the Hay, the 1. following the Hay down into the 2. Cu. place, and Arms with your own, the rest following and doing the same.

The 1. Cu. fall back and slip down, the 2. Cu. slip up into the 1. Cu. place, the 1. man cross over with the 2. wo. and change places, the 1. wo. cross over with the 2. man, and change places.

Hands half round all four and fall back, set to your own and fall back, the rest following and doing the same.




## The Twins.

*Longways for eight:*

- Lead up all forwards and back. That again. First and last Cu. take right hands across and go round, changing places, while the other four go back, meet and turn their own. All this again.
- 
- Sides all. That again. First four cross with your own w. then first and 2. Cu. meet and stand even, then change places with your own in the Co. place, the last four doing the same. All this again.
- 
- Arms all. That again. First four hands and half round, set and turn S. The other four as much. All this again.

Watton Town's end:

*Longways for as many as will.*


Lead up and fall back, jump up all to your own, and turn round single, that again.

The two first men and the first wo. fall back from your own and meet, jump up thrice to your own, and the first Cu. cast off into the second Cu. place, while the second Cu. slip up into the first Cu. place: Do this to all, the rest following.

The first man and second wo. change places, and then the first wo. and second man change places and jump up to their own thrice, and then change places with your own, the rest following.

The first and second Cu. take hands and go half round and jump to your own, then change places with your own: Do this to the rest following.

## Spring-Garden.

*Longways for eight.*

Lead up forwards and back  
 — That again —

Four to one end, and four to the other, hands half round and fall back from one another, and change places, men in the middle, and the ends with their own. This again. Then all again.

Men change back to back, and  
 we. the like, change each with  
 his own. That again —

Cast off at both ends, the 2. follow the first, and the 3. and 4. set to them you meet, and change places with them. First and 2. lead down, the other up, and change places. All this again.

Lead to the wall forward and  
 back. Turn off, and change  
 each with his own —

First and last Cu. meet, and the 2. and 3. fall back, the men arm in the middle and the ends, with their own. This again. Then all again.

## Abergenny.

Longways for eight.



Lead up and fall back, that again • Set and fall back, that again •


The first and last cu. cast off into the middle, the 2. cu. slip up, and the 3. cu. slip down at the same time, the 1. and 3. cu. cast off, and back again into their own places at the same time.

The first cu. take hands betwixt the 2. cu. and the last cu. take hands betwixt the 3. cu. and meet the first and 2. cu. all of a breast and fall back, the first man turn the 2. man up into his place, and the first wo. turn up the 2. wo. into her place, the last man turn down the 3. man into his place, and the last wo. turn down the 3. wo. into her place all at one time, the 2. and 3. cu. do the like.

The 2. and 3. cu. hold up hands, and let the first and last cu. go under into their places, the first and last man lead out to the wall, and the first and last wo. lead out to the wall, and the 2. cu. lead up, and the 3. cu. lead down, all lead back again at one time, change places all with our own, and turn round 3. The 1. and 2. cu. hand half round, the 1. cu. change places with the 2. cu. and the last cu. change places with the 3. cu. all at one time, and the 3. cu. do the same all over.

The first and last cu. meet and change places with their own, 2. cu. slip up, and 3. cu. slip down, the 2. cu. cast off into the first cu. places, and the 3. cu. cast off about the last cu. into the last cu. place, and stand all at one time, the first man change places with the last wo. and the first wo. change with the last man, the first and last man, and first and last wo. give right and left hands to the next, the first cu. turn into the 2. cu. place; and the 3. cu. turn down into the last cu. place, the 2. and 3. cu. doing the same.

## Ginnie Rug, or Strawberries and Cream.

*Longways for as many as will.*

Lead up all and fall  
back, that again,  
set to your own,  
fall back, meet your own and arms.


The first and second men lead up, the first and second wo. walk down and turn S. that back again. The first Cu. cast off into the 2. Cu. place, hand round all four, the rest following and do the like.

The first man put back his wo. and lead down, the 2. man pull his wo. to him, and lead up the Co. lead up and down, and the 2. Cu. lead down and up the first Cu.

The first man pull his wo. to him into the 2. Cu. place, and slip through them into their own places, and hands half round all four, and change places with your own, the rest following and do the like.

The 1. Cu. meet the 2. Cu. and change places, the 1. wo. and 2. man go in the Hey. with the 1. man and 2. wo. up, all the 1. man and 2. wo. be in the middle, the two men being on the wo. side, and the 2. wo. on the mens side, then lead up all four abreast and fall back, the first man give his right hand to the 2. man, and the first wo. her right hand to the 2. wo. and her left to her own, the rest following and do the like.

## Simple Simon, or Huddle-duddle.

*Longways for eight.*

Lead up all forward and back • That again •


First man put back the 2. wo. by both hands, and change places with her, the 2. man doing as much with the first. Then we. do the same to the man •

First and 2. man arms with each others wo. and stay in each others places. We. do the same to the men •

First Cu. cross over behind the 2. - then the 2. behind the first, the first honour and salute, cast off into the 2. place •

## The New Conceit, or The Asparagus Garden.

For four.



Meet, turn round inward. Fall  
back, turn round outward.

Slip before your wo. and back again behind her, arms with the  
Co. That again, slipping behind her first.

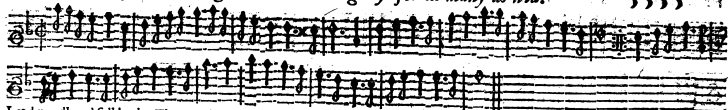
Left hands to your own, and tur-  
ning her quite round, give right  
hands to the Co. Left hands to  
the Co. and right to your own.

First wo. walk round her man on the outside, then go through the  
2. Cu. her man following her to their places, then the 2. Cu. the  
like.

Back to back with the Co. Then  
your own.

Men cast off to the left hand, the wo. following them and go round,  
stay in the Co. places, and the men being in the wo. places, and the  
wo. in the men, set each to his own. We. cast off in like manner,  
then following to your places, set to the Co.

## The New Royal Exchange.

*Longways for as many as will.*

Lead up all and fall back, That again : : Set to all your own and fall back, then arms all with your own. :

The two first men take hands and the two first wo. take hands and fall back from your own, then meet them and change places with them and turn round single, the first man and second wo. turn back to back, and then the first wo. and second man turn back to back, then all four take hands behind them and go half round : Do this to all the rest :


The first and second man, and the first and second wo. take hands and fall back, then meet, and the second man take the first wo. with his right hand and walk half round, till the first man goes into the second wo. place, then the first man and second wo. change places and give their right hands to their own, and go half round, till the first Cu. comes into the second Cu. place, and the second into the first Cu. place : Do this to all, the rest following :

The first and second man, and the first and second wo. fall back from your own, then meet the second man and second wo. turn back to back, then the first man and wo. change places, and the first man take the second wo. by both hands, and change places with them, the first man and second man being in each others place, and the two first wo. in their own places, then the first and second wo. cross over to their own and arms with them : Do this to all, the rest following :



## Prince Rupert's March.

Longways for eight.



Lead all round to the right hand,  
and come to your places again.

First man turn down to the right hand and stand before the last wo. 2. man before the 3. and the 3. before the 2. wo. your faces all to the left hand, and march towards the wall, and change place with the we. Do this again 'till you come to your places.

Lead all round to the left hand,  
and come to your places again.

The we. do as the men have done, only they must go down behind the men, and stand as the men did before them. This again 'till you come to your places.

Lead all round to the right hand,  
as at the first.

Men march all on the outside of the we. the we. marching down on the outside of the men, open all a D. and close again. The we. march up to their places on the outside, and the men in the inside, the we. open all and close again.

## The Duke of Lorain's March.

*Longways for as many as will.*

Lead up all and fall back, that again : Set to your own and fall back, then arms with your own : :

The first man and second wo. walk round their own, and stand before them, then go on the Hey till the first wo. and second man meet each other, then give right hands to each other, and left hands to your own, the first cu. being in the second cu. place, and the second in the first cu. place, then take hands all four and go round : Do this to all, the rest following : :

The two first men take hands and go to the wall, and their wo. following them, and fall back betwixt them, then take hands and fall back, and the first and second man give hands behind them and go half round, the first cu. being in the second cu. place, and the second cu. in the first cu. place, then arms with your own : Do this to all, the rest following : :

The two first wo. lead to the wall, and their men follow them and fall betwixt them, then the first wo. and 2. wo. lead their men round into their own places, the first man and 2. wo. change places, and the first wo. and 2. man change places, then take hands all four and go half round, and the first cu. cast off into the second cu. place. Do this to all, the rest following.

## The Cuckow, or Smith's Rant.

*Longways for as many as will.*


Lead up, and fall back, that again. Set to your own twice, and arms with your own.

First man meet his wo. and turn round S. change places, and turn round S. clap your wo. first with the right hand, then with the left hand, and fill up and turn round S. and arms with your own once round. Do this to the rest, going down on the contrary side, the rest following.

The first man take his wo. by the left hand, and hold up hands, and let the 2. wo. go underneath, and change places with his own wo. and the two wo. hold up hands and let the first man go underneath into his own place, and the two wo. change places into their own, the first man and the two first wo. clap hands, fill up, and stamp with the right foot, and turn round S. and hands round into your own places. The 1. Cu. do the same to the 2. man, and hands half round all four, and change places with your own, the rest following.

The first Cu. meet the 2. and turn round S. the first Cu. change places with the 2. Cu. and turn S. the first man put the 2. man into the first wo. place, and the 2. wo. put the first wo. into the 2. mans place, and turn back to back and clap hands, fill up, and the 1. man arms with his wo. by the right hand, and turn her down into the 2. Cu. place, the rest following.

## The Slip.

*Longways for as many as will.*

Honour to the Presence. • Honour  
to your own. •

The two first men hands, and the two first we. hands and fall back from each other, men and we. open, close again, and change places each with his own. • Fall back again, open, close, and change places as before. •

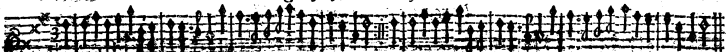
First man lead his wo. down half way, and honour to her. • Lead her to the bottom, and honour to her. •

Then take hands with the last man, his wo. taking hands with the last wo. fall back from each other, open, close, and change places as before, the four uppermost doing the like at the same time. • That again as at first. •

The 2. man lead down his wo. as before. •

That as before, the rest following in order.

## Tom Tiskr.

*Longways for as many as will.*


Lead up all a D. change places with your wo. keeping them still in your hand, faces downward. Lead down a D. change places as before, facing to the presence.

First man slip down before the 2. man, then the first wo. slip down between the 2. wo. the first Cu. turn off round into the 2. place, and the 2. into the first place. The 2. Cu. do as much, to their places.

First man march towards the wall, his wo. following him while the 2. wo. marches towards the other wall, the man following her, first man take his wo. in his right hand, facing to the Presence, fall back a D. while the 2. man takes his wo. in his left hand facing downward, falls back a D. now in the 1. Cu. being in the 2. place, and the 2. in the 1. meet and pass through, the 1. man cast off to the left hand, and fall into the 2. place of the two, side, his wo. following him, while the 2. wo. casteth off, and falls into the 1. place, her man following her.

First man and 2. wo. cross over, the first man going about the 2. man to his place and the 2. wo. about the 1. wo. First man and 2. wo. take both hands, the 1. wo. come in between your arms, the 2. man as much, kiss and arm each with his own, the 1. Cu. in the 2. place, and the 2. in the first place.

## The Gollips Frolick.

*Longways for as many as will.*


Lead up all and fall back. Turn round single, back again, set to your own and fall back. arms with your own.

The first Cu. call off into the second Cu. place, and the second Cu. slip up and change places with his own, the first man and second wo. and first wo. and second man meet, set, then set to your own, the first Cu. lead up betwixt the second Cu. and change with his own, the first and second men, and the first wo. and second wo. change places, then change with your own. Do this to all, the rest following.

The first and second cu. meet and fall back, turn round S. turn back again, walk round all four till the first man comes into the second man's place, then take the second wo. by both hands and turn her quite round, while the first wo. goes into the second wo. place, and the first man into the second man's place. Do this to all, the rest following.

The first co. man change places with his wo. the first man go on the outside of the second wo. and stand before her, and the first wo. go on the outside of the second man and stand before him, the first man set to his wo. whilst the second man and second wo. walk to the wall, then meet the co. the first man lead up his wo. and change places, and call off into the second co. place, whilst the second cu. lead up. Do this to all, the rest following.

## The Devil's Dream.

*Longways for as many as will.*

Lead up all and fall back : That again : Set to your own and fall back : That again :

The first Cu. take hands and meet the second Cu. and the first man take hands with the second man, and the first wo. with the second wo. and fall back from your own : The two first men meet their we. and change places with them :

The first man change places with the second wo. : And the first wo. with the second man : And turn single. Do this to all, the rest following :

The first man take hands with the second man, and the first wo. with the second wo. the first man pull up the second man, and the second wo. put back the first wo. then the first wo. fall back against the second man's back : Then the first man put back the second man on the Co. side, and the second wo. put back the first wo. on the Co. side, and fall back : Then the two men and two wo. change places and fall back : Then meet your own from each other and change places : Do this to all the rest :

The first Cu. meet the 2. Cu. and take hands and fall back on the outside of them : Then lead up all of a breast and fall back : Then take hands round all four and go half round : Then meet your own and change places : The rest doing the like :

The Punk's Delight. [The new way.]

[ 133 ]

Longways for as many as will.



Lead up all a D. forwards & back, that again. Set that again.

First cross over, and taking the 2. wo. by both hands, turn her half about with her back inwards, then put her back into the 2. place, while your we. do the like with the 2. man into the 1. place, slip through each other, hands all 4. round, then the 1. Cu. arms in the 2. place, whilst the 2. Cu. arms in the 1.

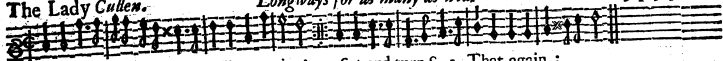
First man going on the outside, and his wo. on the inside, the 2. wo. meet behind her, then the 1. man going on the inside, his wo. on the outside, the 2. man meet behind him, then the 1. Cu. and the 2. man right hands across and go round, then the 1. Cu. and 2. wo. right hands across and go round, the first Cu. falling into the 2. place.

First man going on the outside the first wo. the 2. man following him, the first man go through between the first and 2. we. and march to the wall, the 2. we. taking hands and following him, the 2. man behind them, then facing back, follow the other man to the other wall, then meet, cast off to the right, your own we. following you, and stay the men in the we. places, and the we. in their men's places by the right hands, we. doing the like, each change with his own by the left hand. *i i*



## The Lady Cullen.

Longways for as many as will.



Lead up all a D. and back. • That again. • Set and turn S. • That again. •

First Cu. crosses over and fall on the outside into the 2. place, and change places. • The first four hands all abreast, and lead up to the Presence, and fall back. • Right hands across and go round all four. • Left hands across and go round, back again. •

First Cu. cast off, and fall into the 2. place, slip between the 2. Cu. the 1. man standing before the 2. man, and the 1. wo. before the 2. wo. • The 2. Cu. cast off, and fall between the first, stand as before. • The 2. Cu. take both hands and slip up, whilst the first Cu. take both hands and slip down, holding hands so still, both Cu. slip together. • Set and turn S. •

First Cu. crosses over and fall on the outside into the 2. place. • The first four hands abreast and lead up to the Presence, and back again. • Each face to his own and clap your hands, we. arms, whilst the men arms. • Arms each other with his own, the 1. Cu. in the 2. place, and the 2. Cu. in the 1. place. •

# The Lady Banbury.

[ 135 ]  
*Longways for as many as will.*



Lead up and fall back : That again : Set to your own and fall back, that again : The first Cu. cast off into the second Cu. place : The first man and his wo. change places, the first man and first wo. take the second man's wo. by the left hand, and fall on the outside of them : The first man lead down the second wo. and the first wo. lead up the second man and fall back, the second man and second wo. take right hands across, and hold the second man and first wo. with their left hands, and go half way round and change places with your own, the first Cu. being in the second Cu. place : Do this to the rest.

The first man take the second man by both hands, and the first wo. take the second wo. by both hands, the first man pull up the second man, and the first wo. put back the second wo. the first man clap the second man and first wo. back to back, whilst the first and second wo. change places on the outside of the first wo. and second man : The first wo. and second man slip to their right hands, then the first man and second wo. change places betwixt the second man and first wo. then give right hands across and go half round, and change places with your own : Do this to the rest.

The first man stand before his wo. then the second man stand before his wo. : Then walk up the first and second Co. behind each other and fall back, the first man slip to his right hand, and his wo. to her left hand, then the second man slip to his right hand, and his wo. to her left hand, then the first Cu. cast off into the second Cu. place, whilst the first Cu. leads up, then change places with your own : Do this to the rest.

## The Whirligig.

Longways for six,



Lead up all a D. forwards  
and back. That again.

The middle Cu. go up between the first, cast off, and come to your place again, then cross over between them like the Figure of 8 to your places. Then as much with the last Cu. Cast off, all do thus.

Sides all. That again.

The 2. man arms with the first wo. and they three go the S. Hey, while the 2. wo. turns the last man, and do the like with them. That again, the 2. Cu. changing their ends. Cast off, all do this.

Arms all. That again.

First 4. cast and come to your places, then take right hands across & go round to your places. As much with the last Cu. Cast off: All do this Change.

Amarillis.

*Longways for as many as will.*

○○○○

)))))




Lead up and back, that again. Then set to your own wo. and fall back, and turn her about.

Cross over with your own wo. into the second place, the second Cu. leading up between, the second Cu. doing as much. The first man crossing over with the second wo. the first wo. crossing over with the second man, then take all hands and go quite round. Do this to the last.

The second Cu. lead up and slide out from your own, fall back and slide in. The first man takes his wo. by the right hand and leads into the second place, then cast off into their own place and meet, then cast off into the second place: Do this to the last.

## Black Jack.

*Longways for as many as will.*

Lead up all, and down : That again, set to your own and fall back : That again.

The first man cast off and goes round, the 2. man and 2. wo. follows him into their own places, the first wo. and the 2. man does as much : The first Cu. leads down the middle and back again, and then cast off into the 2. place and foot it : Do this to the last.

The first man take his wo. in his left hand, and the second wo. in his right hand, and leads to the wall and back, then turn about and take the 2. man and lead to the wall, and back : Take all hands and go half round and foot it, go back again, the first Cu. cast off into the second place : Do this to the last.

The first Cu. cast off into the second place, take hands, and lead up all abreast and back : The first Cu. being in the 2. place, take hands and turn, the other Cu. set the men, then they turn, and the other set : Do this to the last.

## The New Vagary.

*Longways for as many as will.*

Lead up all back. • That again, the first man hovers to the second wo. and turn her about and fall into their own places, the first wo. and the second man do as much. • The first man and the second wo. goes back to back, and fall into their own places, the first wo. and the second man does as much. • The two men clap hands and the two wo. then turn all round S. then clap hands with your own, and cast off into the second place. • Do this to the last.

## Cavy Lillyman.

*Longways for as many as will.*

The first couple lead up, the 2. couple lead down, turn about and lead the first couple, cast off into the 2. place: Do this to the last.

The first Cu. take hands and change place, the first man and the 2. wo. take hands, and first wo. and the 2. man take hands and change places, then take hands with your own and change places: Do this to the last.

The first man cast off, his wo. following him into the second place, so going the Figure of 8. the wo. cast off, and does as much, so do this to the last.

Wallingford-House.

*Longways for as many as will.*

○○○○

) ) . . . . .




The first man goes round his own wo. the 2. wo. following him, falling into their own places, the first wo. and the 2. man do as much. : The first man and the 2. wo. cross over, and turn S. then take all hands and go a quarter round, and turn all S. then the other Cu. cross over, and turn S. then take all hands and go round till you come to your own places, and cast off to the 2. place: Do this to the last. :

The first Cu. lead up, the 2. Cu. leads down, back again. : That again, the 2. man go between their own we. and goes round them into their own places, then take all hands and go half round, and turn all S. the we. do as much round the men, then take all hands and go half round, then the first Cu. cast off: Do this to the last. :



Jamaica.

*Longways for as many as will.*

The first man take his wo. by the right hand, then with his left, and so holding hands, change places, then do the same to the 2. wo. the first wo. and the 2. man do the same. Then fall back from your own, the first Cu. being in the second place, go the Figure of 8. Do this to the last.

The first man take hands with the 2. wo. and turn her round, the first wo. and the 2. man do as much. Then the two men take hands, and the two wo. take hands, and turn once and a half, and then turn your own. Do this to the last.

## The Mulberry Garden.

or The March in the Mill  
See the First Appendix June 7

Longways for as many as will.


Another Tune called Mulberry Garden Six Appina de Houre 5.



Lead up all, back, that again : Fall all back, meet, fall back again, then every man turn his own wo.

Go back to back with your own wo. the 2. Cu. doing the same, then the 2. men and the 2. wo. go back to back. Then take all hands and go half round, then change with your own wo. the 2. Cu. being in the first place must foot it, and cast off, the other leading up, then they foot it, and cast off. Do this to the last.


## Singleton's Slip.

*Longways for as many as will.*

Lead up all, the first man change places with the 2. man, and lead out, and then in, the first wo. doing the same: Then the men and we. fall back, and then meet, foot it, then the second Cu. being in the first place must cast off, then fall back as before, and foot it, and cast off: Do this to the left.

Motson's Jigg.

[ 145 ]  
*Longways for as many as will.*



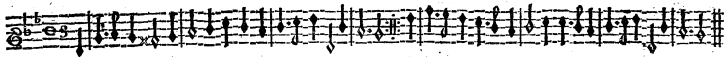
Lead up all a D. and back  
 That again.

The first man crosses over with his own wo. and turn S. Then the second wo. and the second man crosses over and turn S. Then the first man crosses with the second wo. and the second man with the first wo. then take all hands and go half round, then cross over as before. And then set to your own and change places: Do this to the last.

Sides all That again.  
 Arms all That again.

The first man crosses over with his own wo. in the second place, first man take hands with the 2. wo. and the first wo. with the 2. man, then meet and fall back, then the 2. man and wo. crosses over, then take all hands and lead up all abreast and fall back, the first Cu. being in the middle, set to one another, the other man and wo. sets towards the wall, then set about, then right and left, then set as before: Do this to the last.

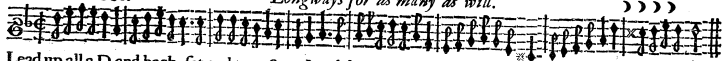
## Northern Nancy.

*Longways for as many as will.*

Lead up all forward and back, the first man and the second wo. go back to back, and fall into their own places, the first wo. and the second man do as much. The second man take hands and turn once and a half, and the second wo. as much at the same time, then turn your own : Do this to the left.

The first man and wo. cross over into the second place, then cross over into the third place. Then lead up in the middle to the top, and cast off into the second place, and take hands and turn round : Do this Change to the left.

## The Irish Trot.

*Longways for as many as will.*

Lead up all a D. and back, set and turn S. — Lead down all a D. and back, set and turn S. — The first man take his wo. with his right hand, then with his left, and so holding hands across change places, fall back from each other, meet again, fall back, then arms with your wo. and stay in your places, the man on the wo. side, and his wo. on the mens side: — hands in like manner with the 2. wo. changing places with her on the right hand, while the wo. doth the like with the 2. man, holding him in her left hand, both Cu. fall back from each other, meet again, fall back, arms with your own, and so forward to the rest, who following do the like.

Take your own wo. in your right hand, and the 2. wo. on your left, meet the 2. man, fall back, each man honour to his own wo. then to each others wo. take them by the right hands, then your own by the left hand, the first Cu. into the 2. place, and the 2. into the first place. — The rest following: —



Lead up all a D. and back, cast off all and meet, the first Cu. below, and the last Cu. above, take your we. in your left hand, and lead them all to the left, round about the same places. Lead down all a D. and back, cast off and meet in your own places, as at the first, take your we. in your right hands, and lead them round about to the right hand to your own places. —

Lulle me beyond thee.

*Longways for eight, thus :*

○○))

))○○

Meet all a D. and back.  
That again.

First man and 2. wo. the 2. man and 1. wo. lead out to the wall, while the 3. and 4. meet, the 1. and 3. Cu. fall back from the 2. and 4. Cu. four and four abreast, meet all and turn each his opposite. This again, those lead out that lead in, falling back to the wall each turn his own.


First and 3. Cu. sides with your own, then with each others, whilst the other side with their own.

First man and 3. man, the 2. wo. & 4. wo. lead abreast to the wall, fall back and hands round to your places, the other four doing the like at the same time. the 1. and 3. Cu. lead abreast to the Presence, fall back, and hands round to your places, the other four doing the like downward at the same time.

Arms as you sided.

First man and 2. wo. the 2. man and 1. wo. lead out to the wall, and fall back again, while the other four cross over each with his own, and meeting each others wo. lead them under the 1. and 2. Cu. arms, falling into your places, and turn his own. That again, the last four doing what the first four did.

Buff-Coat.

*Longways for as many as will.*

Lead up all back. That again, fall back, set every man to his own wo.


The first Cu. cast off into the 2. place, back again. Cross over with your own wo. into the 2. place, and give one clap with your hands and turn your own wo. round. Do this to the last.

The first man casts off, his wo. following him, then he takes the other wo. by the left hand, and leads her between his wo. and the other man going round them into the same place, then he takes his own wo. and leads her up the middle, and both cast off into the second place and turn her about. Do this to the last.

The first puts his wo. back into the 2. place, and back again.



Ten Pound Lads.

*Longways for eight, thus :*

Back all a D. meet again. •  
Lead up forward and back. ∴


Go all to the left and cross the Room, then change all places with your own. • All that again to your places. ∴

Sides all. • That again. ∴

First and last Cu. meet, take hands and go round, while the other go back, the second Cu. slip up and the third down, set and turn S. • All this again to your places.

Arms all. • That again. ∴

Meet all and change places, then hands all on each side, hands and go half round. • All that again. ∴

Buckingham-house, or Chelsey-reach. *A Figure Dance for eight, thus:*

Meet all in and fall back, set each to his own . Lead up all a Square, fall back, and set to your own . The first and third Cu. change places with their we. whilst the second and fourth Cu. meet and clap back to back, the first man and 3. wo. meet the second Cu. and the first wo. and 3. man meet the 4. Cu. the first man and third wo. take hands round with the 2. Cu. and the 1. wo. and 3. man take hands round with the 4. Cu. and go half round, the first man give his right hand to the third wo. whilst the second man gives his right hand to his own wo. the first man gives his left hand to the second man and turn a whole turn, and the third wo. give her left hand to the second wo. and turn a whole turn, and then turn your own. the first wo. and 3. man do as much to the fourth Cu. all at one time together, and the second and fourth Cu. do the same to the first and third Cu. .


Sides all with your own . set to your own . That again . Men take your we. by both hands and put all back to back, then change places all with your own we. then we. give right hands across and go half way round, whilst the men go on the outside the contrary way till you meet your we. and fall back with your own we. into the contrary place . Men do the same as the we. did, whilst the we. go on the outside as the men did, till you come to your places .

Arms all with your own, set to your own . That again . Men take all the co. we. by the hand and lead out, then lead back again, give all right hands to the Co. and left to the next, and right and left till you meet the same again . Then lead out again with the same, and give right and left hands till you come to your own places .



## Parthenia, or Fain I would.

A Figure Dance for eight, thus :



Lead all out, lead all in again, 1. man and 4. wo. the 1. wo. and 2. man change place by both hands, the other doing the like, then the 1. man and 1. wo. the 2. and 4. wo. change by both hands, the other 4. doing the like • then each man hands with the wo on his left hand, lead out and in as before, changing places, back as before : | Arms and fall into the 4. & 2. places, whilst the 2. man and 4. wo. the 4. man and 2. wo. arms behind and fall into the 1. & 3. places • The other as much : As in Oxford.

Sides & change places as before • Sides again, and change places, back again : | The 1. an : 3. cu. cast off, and come into your places all again, the 4. wo. following the 1. man, the 2. man the 1. wo. the 2. wo. the 3. man, the 4. man, the 3. wo. the uppermolt and lowermolt 4. hand round to your places • The 2. and 4. cu. cast off, and the other follow, to your places 4. and 4. of each side, hands round, to your places.

Arms and change as you sided • That again to your places : | The 1 and 3. cu. meet, turn back to back, the other 4. hands about them, and go round to the right and fall into each others places, the 2. and 4. wo. into the 1. place, the 4. man and 2. wo. into the 3. place, the 1. man and 3. wo. to the 4. place, the 3. man and 1. wo. to the 2. place • other 4. as much :

## Hunfdon-house.

*A Figure Dance for eight, thus :*

First and 3. Cu. meet, and taking the co. wo. fall back into the 2. and 4. place, whilst the 2. and 4. fall back each from his own, and meet the co. wo. in the first and third place. As much again.

First and 3. Cu. meet and turn S. Men cross over, then we. cross over. The other four doing as much. Then all this back again to your place.

This as before.

First and third Cu. meet, turning back to back, and hands inward and go half round. The other four as much. All this again to your places.

This as before.

Meet and honour to your own, right hand to the Co. and left to your own. The other four as much. All this again, honouring to the co. wo.

## Dull Sir John.

A Figure Dance for eight, thus :



The first cu. lead in and cast off to your places, the man going between the 2. cu. & the wo. between the 4. and 3. cu. as much • The 2. as much, and the 4. as much : The first and 3. man change places across, their we. as much, hands all four either round or across, and go round to your places • The 2. and 4. cu. as much : And fall the last four the men behind the we. :

The 4. and 2. man standing behind their we. the first cu. pass into the 3. place, the man going between the 2. cu. and the wo. between the 4. whilst the 3. cu. lead right over and fall into the first place, this back again to your places, the first cu. doing as the 3. did, and the 3. as the first, the 4. as much : Then the first and 3. cu. the S. Hey twice to your places, the we. who stand before their men leading it • The other four as much :

Men cast off, and going on the outside your own we. fall into each others place, we. as much, men as much again, we. as much : First and 3. cu. meet, go about each other, we. back to back, not turning your faces, give right hands to the co. we. and left hands to your own, and so stay in your own places as at first. the other four doing the like :

## Oranges and Limons.

*A Figure Dance for eight, thus :*

Meet all and fall back, that again  $\underline{\cdot}$   $\underline{\cdot}$  Men honour all to your own we then honour to the contrary, men meet in, & take hands and go half round and fall into your co. places  $\underline{\cdot}$  Then we honour to your left hand, and then to your right, we meet in & take hands and go half round & fall into your co. places by your men  $\underline{\cdot}$  do all this back again till you come all into your own places.

Sides all with your own  $\underline{\cdot}$  That again  $\underline{\cdot}$  Men and we give right hands to your own, and then left, change places with your own then change with the next  $\underline{\cdot}$  And then give right hands to the next, and then left, then change places, and then change with the next, and meet your own  $\underline{\cdot}$  Do this back again till you come into your places.

Arms all with your own  $\underline{\cdot}$  That again  $\underline{\cdot}$  The first and second cu. and the third and last cu. honour to each other, then honour to your own, the first and second cu. take hands and go half round, and the third and last cu. take hands and go half round  $\underline{\cdot}$  Then the first and last cu. honour, and the second and third cu. honour to each other, and then honour to your own, the first and last cu. take hands and go half round, and second and third cu. take hands and go half round all at one time  $\underline{\cdot}$  Do this back again till you come into your own places.

## Green Stockings.

*Longways for eight.*

Lead up forwards and back • That again :

The first Cu. go back to back, then right hands round one turn and a half, then clap hands, first your own, then one of each others, walk out to the wall, then back again, and back to back as before, the man on the woman's side, and the woman on the man's: And in the last part, after clapping hands, lead to the wall and back again.


## The Witches.

*Longways for as many as will.*

Honour to the Prefence. Lead up all forward and back • That again : The two first men take hands, the two first wo. do the same, and put back till the men fall in the wo. places, then right hands to the man, and left to their own wo. then the first man and second wo. clap first their own hands, then each others at the same time ; second wo. and first man cast off till you fall in each others places, then all round in a ring, then the second man and first wo. cast off while the other clap and round again in a ring, and then the like to the rest •



## White-hall.

*Longways for as many as will.*

**Honour to the Prefence.** Lead up forward and back. That again. Cast off first man and wo. lead up second Cu. in their places, then cast off 2. Cu. into your own places, then men take hands and likewise we. and fall back, then the first Cu. cast off, and second Cu. lead up as before, then cross over men and we. in each others places, then men and likewise we. go back to back, then men and likewise we. go right hands a whole turn, and left hands a turn with your own, which is the first Part.


The 1. Cu. lead down and walk round the 2. Cu. in their own places, then cross right over and stand in the 2. Cu. places, the 2. Cu. moving up a little, then the 2. Cu. go the Figure of 8, then both men take their own we. by both hands, the 1. man put his wo. back, the 2. man pull his wo. to him, till both men and we. fall into their own places, then men and we. fall back, then the 1. wo. cross over to the 2. man, then presently the 1. man go behind the 1. wo. and turn, the 2. wo. turning both together, set to your own, then right hands round, and so to the rest.

## The Opera, or The Apes Dance.


*Longways for as many as will.*

Honour to the Presence. Lead up all forwards and back. That again. First man and 2. wo. change places, then first man and 2. wo. and first wo. and 2. man take hands and walk round till you have just changed places, then fall back, then all four cross over in each others places, then take hands and do the same thing again, and at the second crossing then men take hands with your own and put back, then right hands to your own, and left to the other wo. then first man go down behind the 2. wo. and the first wo. in the middle, the man up in the middle, and wo. up behind the man, set then to each other and cast off: So to the bottom.

## Newmarket.


*Longways for as many as will.*

Honour to the Prefence. Lead up all forward and back • That again • First man and wo. change places, then 1. and 2. Cu. lead and meet each other, then the 1. man take the 2. wo. and the 2. man the 1. wo. and lead to the wall, meet again, then fall back from each other, then round in a ring just half way, then right hand with your own, and left to the other wo. go right hand and left twice over, and so to the bottom •

*The Second Part.*

The first Cu. change places, then 1. man take the 2. wo. by both hands, and the 2. man the 1. wo. and turn them till one place comes up the room, and the other quite down, then fall back, meet all together, then fall back and clap, then all four once round in a ring, and so to the bottom.

## The King's Jigg.

*Longways for as many as will.*

Honour to the Prefence, then to your own. Lead up forward and back, that again.

Then the first Cu. lead up, and the second Cu. lead down, and turn about and meet, and go back to back with your own we. Next, the two men lead up to the wall, and the two we. lead also to the wall, then back again, and the two men turn back to back, and the two we. do the same. Next, the second Cu. standing still, the first Cu. cros over and go round the second Cu. to the end; the other do this also to the end.


## The Ladies Delight.

*Longways for as many as will.*

Honour to the Prefence, next to your women. Lead up all forward and back, that again.

The first man take his own woman by both hands, turning her a whole turn betwixt the second Cu. the second Cu. casting off into the first Cu. place, the second Cu. stand still, while the first man crosses over and goes behind the second wo. into the next place, the first wo. does the same behind the second man, then the first man goes round the second man, and the first wo. the second wo. then the two men and the two we. take hands of each side and fall back from each other, and then meet, the second Cu. being in the first Cu. places hold hands still, and cast off till you come into the same places again: Do this to the end.

## The Duke of York's Delight.

*Longways for as many as will.*

Honour to the Prefence, then to your women. Lead up forward and back, that again.

The first Cu. cast off into the second Cu. places, then turn your own half a turn, the second Cu. standing still, then the first man goes round the second man, and the first wo. goes round the second wo. Do this to the end.

Then the first and second Cu. go all four round in a Ring half way, then each man turn his own wo. half way, the second Cu. being in the first Cu. place, and the first Cu. in the second Cu. place, the uppermost Cu. cast off, and the other Cu. following them till you come as you were: Do this to the lowermost.

Mr. Staggins's Jigg:

*Longways for as many as will.*

Honour to the Prefence, next to your woman. Lead up forwards and back, that again.

The first man cast off into the second man's place, and turn the third man once round, then stand still in the second place, till his wo. do the like on her side, then cast off into the first place; the first and second man go round each other back to back, their two we. do the same; then back to back with your own wo. and cast off into the second place: Do this over to the end.

No-Body's Jigg:

[ 165 ]

*Longways for as many as will.*



Honour to the Prefence, then to your women. Lead up all forward and back, that again.


Then the two first Cu. fall back, and all four meet and turn hands backwards half round, fall back again, and meet and turn as before. This ends the first Strain of the Tune played twice over.

The first Cu. cross over and meet below the second Cu. while the second Cu. leads up in the middle, then the first Cu. cross over and meet above in their own places, while the second Cu. lead down into theirs. The first Cu. lead down below the second Cu. while the second Cu. cast up into the first Cu. place. This ends the second Strain of the Tune played once over.

The second Cu. being now formost, they cross over and meet below the first Cu. while the first Cu. lead up, the second Cu. cross over and meet above, while the first Cu. lead down, then each Cu. set to one another: Which ends the second Strain of the Tune played twice over.




## The Cobler's Jigg.

*Longways for as many as will.*

Honour to the Prefence, then to your own. Lead up forwards and back, that again.

The first man sides with his own wo. then on the other side of his own wo. then change place with your own wo. and act the Cobler, change place with your own wo. again; next cross over with your own wo. and act the Cobler again, then turn half round; the first man do the same to the second wo. and the first wo. to the second man: Do this till you come to your own places again.

Parsons upon Dorothy.

*Longways for as many as will.*

Honour to the Prefence, next to your own. Lead all forward and back, that again.

The first man sides with his own wo. then on the other side; the first man and wo. turn single half round, back again; turn half round as before, and back again; Then take your own wo. by the right hand, and turn her once round, then by the left hand, and turn her once round again; then the first man goes to the second wo. and the first wo. to the second man, and so go on till you come to your own places again. Do this to the end.


Under the Green-wood Tree.

*Longways for as many as will.*

Honour to the Prefence, next to your women, and lead up all forward and back, that again.

The first man sides with his own wo. then with the contrary, and back again, then the first man and first wo. go round each other, and back to back, and then take your own wo. by the right hand and turn her once round, then by the left hand and turn her again, and so on to the next wo. while your own wo. takes the next man, and so turn round till you come to your own places again.

## Sawney and Jockey.

*Longways for as many as will.*

Honour to the Presence, then to your woman. Lead up forward and back.

Then the first Cu. change places, and the first Cu. go back to back, then cross over and meet below the second Cu. and set to one another; which ends the first part of the Tune played twice.

The first Cu. go the Figure of 8. round the Cu. above them, and set to one another, then the man turn both hands with the wo. next above him once round, and his wo. do the like with the man next below her: And this ends the last part of the Tune played once over.

Then the first Cu. go the Figure of 8. round the Cu. below them, then meet and turn both hands once and half round; which ends the second part of the Tune played twice over.

## Dragoons March.

*Longways for as many as will.*

Honour to the Prefence, next to your women. Lead up all forward and back, that again.

The the first Cu. crosses over round below the second Cu. and crosses over again round below the third Cu. then lead up through the middle into their own places, then cast off below the second Cu. and turn hands once round; which ends the first Strain of the Tune played twice.

Then lead down, and cast up again to the second place, and turn both hands once round, lead up, and cast down again into the same place, and turn both hands once round. This ends the second Strain of the Tune played Twice over.


Well-hall.

*Longways for as many as will.*

Honour to the Prefence, then to your women. Lead up all forward and back, that again.

The first man turns his own wo. once and a half, and so they go into the second place and cross over, the second man and wo. being in the first places do the same, then the first man and the second wo. changing places, the first wo. and second man do the same. Hands all together, and go half round into your own places, and turn S. then the first wo. and the second man cross over, and the first man and the second wo. do the same; then all take hands, and go half round into their own places, then the first Cu. cast off into the second place: And so on to the end.

## Valentine's Day.


*Longways for as many as will.*

Honour to the Prefence, next to your woman. Lead up all forward and back, that again.

First Cu. lead up, and the second Cu. lead down, then change hands and meet, then the two men take hands, and the two wo. take hands, and lead to the wall and back again, then the first man and second wo. changing places, stand still till the first wo. and second man do the like, then the two men take hands, and the two wo. take hands, and fall back from each other, and then meet and cross over with your own wo. then the first man and the second wo. meet and turn back to back and stand still, till the first wo. and the second man do the same; then all four clap hands and turn S. and take hands in a Ring and go quite round: Do the same over again to the left.

The Bore, or Sweet William:

[ 173 ]  
*Longways for as many as will.*



Honour to the Prefence. Lead up all a D. forward and back, that again.

Then the first Cu. turn both hands once round, then cast off and meet below, while the 2. Cu. lead up and turn S. first Cu. clap hands right and left, and cast up into their own places, while the 2. Cu. lead down and turn S. at the same time. This ends the first Strain of the Tune, which is to be played but once over.


To the second Strain of the Tune, the first Cu. cross over and meet below, while the 2. Cu. turning right hands once round, then all four clap hands, first the right, then the left, with your contrary we. Next all four take hands and go half round, then part, holding the contrary wo. by the hand, going two or three steps back, all four set to your own we. then the first Cu. cast off into the second's place, while the second Cu. turn up in the middle half round into their own places.



Hedge-Lane.

[ 174 ]

*Longways for as many as will.*



Honour to the Presence, then to your women. Lead up forward and back, that again.

Then the two first Cu. fall back, the first Cu. cast off round into the middle, while the second Cu. leading up through the middle come to the outside, then all four being abreast lead downward and back again, then the second Cu. lead down between the first Cu. and cast off into their places; both the men cross over into the we. places, and the we. into the men's. The same over again.

First man turn right hands with the 2. wo. once round, then the second man turn left with the first wo. once round.

Then the 1. Cu. turn both hands once round, and so down into the 2. Cu. place, while the 2. Cu. cast up into the 1. Cu. place.

Bouzer Castle.

[ 175 ]

*Longways for as many as will.*



Honour to the Prefence, then to your women. Lead up all forward and back, that again.

Then the first man cast off into the second wo. place, and the second wo. into the first man's place, and the second man do the same into the first woman's; so the first Cu. being in the second Cu. place, go the Figure of 8. the second Cu. being in the first place do the same, then hands round and turn S.

Then the we. take right hand, and the men right hands, and change places, then change places with your own, the second Cu. being in the first Cu. place cast off, the other leading up in the middle, and cast off into the second Cu. place and meet, then cast off into their own places again, and so lead down into the second place: Do this to the end.

Bore la Bafs.

*Longways for as many as will:*

Honour to the Prefence, next to your own. Lead forward and back, that again.

First Cu. cast off into the second Cu. place, and cross over and go into the third Cu. place, then go the Figure of 8. with the third Cu. then the Figure of 8. with the second Cu. the first Cu. being in the second Cu. place take hands, and lead up all abreast to the Prefence, then, the first Cu. being in the middle, change places, and cast off into the second Cu. place. Do this to the last.

## Christchurch Bells.

*Longways for as many as will.*

Honour to the Prefence, next to your women. Lead forwards and back, that again.

First man turns right hands with the second wo. once round, and left hands with his own wo. once round. This ends the first Strain of the Tune.

Second man turns left hands with the first wo. once round, and right hands with his own once round; which ends the second Strain of the Tune.

All four take hands and go once round, then each Cu. clap hands right and left, then the first Cu. cast off into the second Cu. place, while the second Cu. lead up; which ends the third Strain.

## The Mermaid.

*Longways for as many as will.*

Honour to the Presence, next to your women. Lead up all forward and back, that again.

The first Cu. give right hands to one another, then their left hands to the 2. Cu. and fall back, then face to face, then back to back with your own we. the two we. casting off into their own men's places, and the men following them, making no stop till they come into their own places, then the two men back to back, and the two we. back to back, the two men put their right hands across, and turn the we. till you come into your own places and turn S. then the first Cu. cast off into the 2. Cu. places, then into their own, and go the Figure of 8. then the men take right hands, and the we. right hands at the same time, and turn round into the 2. Cu. places, then turn your own with your left hand, and so on till you come into your own place.

Hey-boys up go we.

*Longways for as many as will.*

Honour to the Prefence, then to your women. Lead up forward and back, that again.

The first man take his own wo. and the second by their hands, and go round till they come into their own places, the second man standing still, then the first man and woman with the second man do the same, the second wo. standing still, then fall back and turn S. then the two men back to back, and the two we. back to back at the same time, then the first Cu. clap hands and cast off, and the two men clap hands on their side, and the two we. clap hands on the other side, and so on to the next.

Smith's new Rant.

*Longways for as many as will.*

Honour to the Prefence, then to your women. Lead up all forward and back again.


First sides with your own wo. then on the other side, then both clap hands and make a pass at each other, then turn S. next turn your own wo. once and a half, and so go on to the next till you come to your own place.

Then the first man takes his own wo. by the right hand, holding it up till the 2. wo. pass under, then they face about while the 2. wo. go back again, then they three clap hands, and make a pass all together, then they all turn S. and take hands and go round the same to the second man: And so to the end.

Young Jemmy.

[ 181 ]

*Longways for as many as will.*




Honour to the Presence, then to your women. Lead up all forwards and back, that again.

The first man take his own wo. by the left hand and cast off into the second Cu. place, the man being on the wo. side, and the wo. on the man's side, then the first man take the second wo. by the hand, and lead her betwixt the other two, each casting off round, then into their own places, they standing still while the other two do over the same. This is the first Strain of the Tune played twice.

Then the men give their right hands to their own we. then their left hands to the next wo. turning of them the second time, then each man set to his own, and changing places, then you are as you were at first, then the first man change places with the second wo. standing back to back a little distance, then the first wo. and second man do the same, then clap hands all four, and take hands and go round in a Ring, then back to back half, and turn your own half a turn, and so on to the end. This ends the last Strain of the Tune played twice.



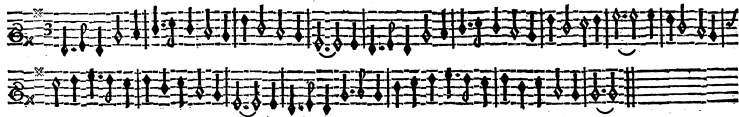
Love lies a bleeding.

*Longways for as many as will.*

Honour to the Prefence, next to your women. Lead up all forward and back, that again.

The first man and wo. cast off into the 2. Cu. place and meet, and go round each other back to back, and then cast off into your own places, and do the same over again, to the first Strain of the Tune. Then the two men clap hands with each other, and the two wo. with each other, and then with your wo. next, the first Cu. cast off into the 2. Cu. places, and clap hands as they did before, and turn your own wo. once round; and do so to the end.

Never love thee more.


*Longways for as many as will.*

Honour to the Prefence, then to your own. Lead up all forward and back, that again.

The first man back to back on the right hand of his wo. and back to back on the left hand of his wo. to their own places, then cross over the second Cu. and the Hay through the second Cu.

Next, hands half round and fall back all four, then side over to one another's places, then right hands being across, go half round, then left hands being given across, go half round.

## Jack's Health.

*Longways for as many as will.*


Honour to the Presence, then to your own. Lead up all forward and back, that again.

First Cu. cross over with the second Cu. and back to back, the first man being on the first wo. side, then the first man back to back with the second wo. and first wo. back to back with the second man, the first man leading the second wo. to the Presence, and the first wo. with the second man lead down at the same time, then all four face together, then hands right and left to the end.

Old Simon the King.

*Longways for as many as will.*


)))))



Honour to the Presence, then to your own. Lead up all forward and back, that again.

First man being on his wo. side, lead the 2. wo. sideway, then the first wo. with the 2. man lead to the other side at the same time, then all face, and the first Cu. cast off, and the 2. Cu. fall into the first Cu. places, then the first Cu. lead downwards, and the 2. Cu. lead to the Presence at the same time, then the first Cu. fall into their own places, and the 2. Cu. cast off to their own places at the same time, then the first man back to back with the second wo. and the first wo. and 2. man back to back at the same time, then the first man give his right hand to the 2. wo. and his left to his own wo. so the first wo. give her right hand to the 2. man, and right and left with her own, then Hay through the 2. Cu. which brings him on his own wo. side again.


## Green-Sleeves and Pudding-Pies.

*Longways for as many as will.*

First Cu. change places and sides with the second Cu. and turn each other, then the second Cu. side, and turn again into their places; next, each Cu. crosses over and change places, and go the Figure of 8. then the first man fall back and turn his own; the rest do the same. This to the first Strain of the Tune.

First man set to the second wo. and go back to back, and the second man set to the first wo. and go back to back, then all four take hands and go half round, and fall back, cross over with your own, while the second Cu. slip up, and take hands and turn down betwixt the second Cu. and so lead down betwixt the third Cu. and cast up, and turn your own, the other Couples do the same. This to the second Strain of the Tune.

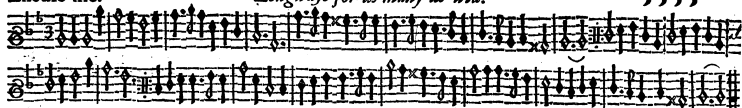
Sion-House.

*Longways for as many as will.*

First man and first wo. and second man and second wo. take hands and go half round, and turn single, while the first wo. crosses over with the second man, and all four take hands and go half round, and the second wo. crosses over with the first man; the other Cu. do the like. This to the first Strain of the Tune.

The two wo. being now in the men's places, stand still, while the two men lead betwixt them round into their own places, and take hands each with their own, and turn, till the wo. come into their own places again, then the two wo. take hands and lead betwixt the two men, and go round into their own places again; lastly, the first Cu. being now in the second Cu. place, go the half Figure, till they come into the second Cu. place. This to the second Strain of the Tune twice over.

Excuse me.

*Longways for as many as will.*

First man and first wo. cross over, and pass into the second Cu. place, and take hands and turn round, till the first man is in the second man's place, and the first wo. in the 2. wo. place, then the second Cu. do over this same as the first Cu. did, the rest doing the same. This to the first Strain twice over.

Next, the first man and second wo. meet and fall back, and turn S. and the first wo. and second man meet and fall back, and turn S. This is to the second Strain twice over.

Then the first Cu. cast off and go down on the outside of the second Cu. and go the whole Figure, till the first wo. come into the second wo. place, and the first man into the second man's place, then the second Cu. cast off and go the whole Figure of 8. between the first Cu. till they come into the third Cu. place, and slip up in the middle till they come to their own places again, the rest do the like. This is to the third Strain played twice over.

## The Rummer.


*Longways for as many as will.*

The first Cu. cast off and go down below the third Cu. and lead up again in the middle, and slip into the second Cu. places, while the second Cu. slip into the first Cu. places.

Next, the first and second Cu. go back to back with their own, and take right and left hands all four with their own and go round, till the first Cu. is in the second Cu. place, and the second Cu. come into the first Cu. place, then the first and second Cu. go back to back with their own, and take right and left hands with their own, and go quite round, till they come into the second Cu. places. The rest do the like.



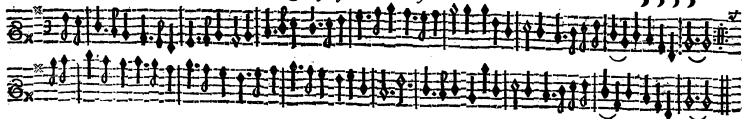
## Miller's Jigg.

*Longways for as many as will.*

First Cu. take hands, and second Cu. take hands, then the first Cu. change into the second Cu. place, and the second Cu. into the first place, then back to back with your own and come to your places; the rest do the same. This to the first Strain of the Tune once over.

The first and second Cu. take right hands across and go half round, then they take left hands across and go half round, and so back into their places, then the first Cu. cast off into the second Cu. place, then all four take hands and go half round, and cross over each man with his own wo. and so into their own places again; the other Cu. doing the same. This to the second Strain of the Tune.

## Westmorland.

*Longways for as many as will.*

First man and second wo. take right hands and turn half round, while the second wo. pass round the first wo. into her place, the first man also go round the second man, and pass into his place, then the first man and second wo. take left hands and turn half round into their own places again, then the second man and first wo. do the like. This is to the first Strain of the Tune twice over.


Next, the first man cast off on the outside of the second man, and come up round the first wo. into the second wo. place, while the second wo. cast up and go above the first wo. and below the second man into the first man's place, then the two wo. change sides, and the two men also change sides at the same time, then the first wo. and second man do the same as the other did. This to the second Strain of the Tune twice over.

Hap-hazard.

*Longways for as many as will.*

○○○○


)))))



First man and first wo. cross over and go into the second Cu. place, and the second man and second wo. cross over and go into the first Cu. place, then the first man cross over into the second wo. place, and the first wo. into the second man's place, and all four take hands and go round till they come into their own places again, the rest following and do the same over again. This to the Tune twice over.


Then the first Cu. cast off into the second Cu. place, and the second Cu. into the first Cu. place, and back to back with their own, then right and left hands with your own, going round till you come into your places; the other Couples do over the same. This to the Tune twice over.

## Country Abigail.

*Longways for as many as will's*

First man and second wo. cast off and go below the second Cu. and then cross over below the third Cu. and lead up again in the middle, and there cast off into the second Cu. place, then second man and first wo. being together, take hands and fall back, while the first man and second wo. cross over and turn their own; next, the two wo. cross over, and the two men cross over, and all four clap hands, and then take hands and go quite round and cast off. The rest do the same Figure over.

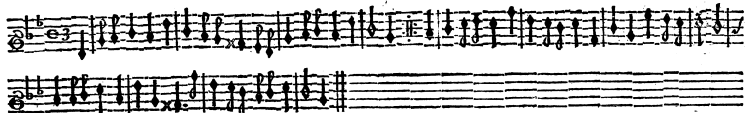
## The new Bath.

*Longways for as many as will.*

First man take the second Man by the right hand, and turn round into their places again, then the first wo. take the second wo. by the right hand and turn round into their places again. This to the first part of the Tune.

Then the first man cross over into the second wo. place, and the second man into the first wo. place, all four meet and clap hands, and turn quite round; then the first wo. cross over into the second man's place, and the second wo. into the first man's place and meet, all four clap hands and turn quite round. This to the second part of the Tune; the other Couples doing the same over again.

Prince George.

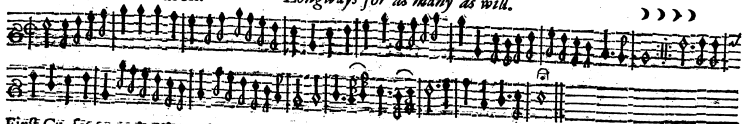
*Longways for as many as will.*

First man set to his own wo. and take hands with the second man, and turn round into his place, while the first and second wo. do the like; then the first Cu. cross over into the second Cu. place, all four take hands and lead up abreast, then the first man cross over and go below the second man, while the first wo. go below the second wo. and clap hands, then all four hands and go quite round. The other Couples do the same.

# The Granadeers March.

[ 196 ]

*Longways for as many as will.*



First Cu. set to each other, then the first wo. go down the inside of the second wo. and come round into her place, and the first man go on the outside of the second man, and come up in the middle into his place at the same time; then the first man and first wo. set to each other, and the first wo. go down on the outside of the second wo. and come up in the middle to her own place, while the first man go down the inside of the second man, and come round him into his own place again. This to the first Strain twice over.

Then the first man and first wo. cross over and go the whole Figure of 8, and come below the second Cu. and take hands and turn their own, then lead down through the third Cu. and cast up again into their places and turn their own, the rest following and doing the same. This to the second Strain twice over.


Arcadia.

*Longways for as many as will.*

The first man stand in the wo. place, and the wo. in the man's, then the first man slip down in the middle into the second wo. place, and the first wo. into the second man's place, then the first man and second wo. clap hands, while the second man and first wo. clap hands, and cross over and change places, then the second man and first wo. clap hands, while the first man and second wo. clap hands at the same time, then the second wo. change places with the first wo. and each clap hands with their own, while the two men cross over and take right and left hands quite round with your own, and lead through the middle, and cast off into the second Cu. place, the rest doing the same Figure.



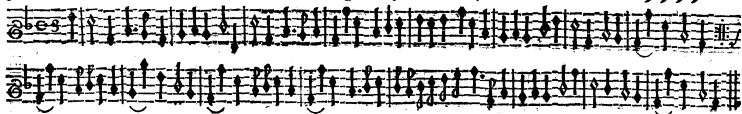
Pall-Mall.

*Longways for as many as will.*

First man cast off and come below the second man, while the first wo. slip down below the second man and come round into the middle, then all four turn single, and the second man and second wo. go back to back, and the first man take the first wo. by the right hand and turn once round, while the first wo. take the second man by the right hand and turn once round; then the other Cu. do the same.

The first man take the first wo. by the right hand, and turn once round into the second Cu. place, and lead up betwixt the second man and second wo. and go the half Figure into their own places again, the other Cu. doing the same again.

Johnny, cock thy Beaver.

*Longways for as many as will.*

First man and second wo. take left hands and turn quite round into their places again, and the second wo. cast up above the first wo. and go round below the second man, while the second man slips up into the first man's place, and the first man at the same time casts off into the second man's place, and casts up into the first wo. place, while the first wo. slips into the second wo. place; the other Cu. do the same Figure over. This to the first part of the Tune twice over.

First and second men lead between the first and second we. and go the Figure, which brings the first man into the second man's place, and the second man into the first man's place, then each Cu. as they now stand change places with their own, and the two we. being now on the men's side lead through the two men and go the Figure, and each Cu. take hands and turn their own, till they come into their places again; the other Cu. do the same Figure over. This to the second Strain of the Tune twice over.

## Black and Gray.

*Longways for as many as will.*

First and second Cu. take hands and go quite round, and then cast off, then second and third Cu. take hands and go quite round, and then cast off; the first Cu. are now in the third Cu. place, the first man turn the third wo. and the first wo. turn the third man with the right hand at the same time, and then each turn their own with the left hand; next, the first man turn the second wo. and the first wo. turn the second man with the right hand, and then turn their own with the left hand till they are in their places.

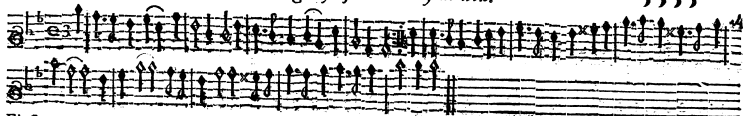
## Short's Garden.

[ 201 ]

*Longways for as many as will.*

○○○○


)))))



First man stand on the wo. side, and the wo. on the man's, then the first man cast off and go on the outside of the second wo. while the first wo. go down the inside of the 2. wo. while the 2. Cu. slip up into the first Cu. place, then the first wo. go up on the outside of the second man, and the first man on the inside of the second wo. into their own places. All this to the first part of the Tune twice over.

The first man stand in the first wo. place, then the first man and the second wo. cross and go the Figure between the first wo. and second man, till they come to their places again, then the first man and wo. take hands and change into the second wo. place, while the other two do over the same, then each Cu. change over with his own, and first man and first wo. cast off into the second Cu. place, while the second man go below the first man, and go the Figure between the second wo. and first man, into their own places again; then the man set to the first wo. and jogg with his right elbow and foot, and then with his left elbow and foot, and change places; the other Cu. do the like Figure over. All this to the second part of the Tune twice over.

Hey ho my Honey.

*Longways for as many as will.*


First man cast off below the second man, and first wo. do the like, and stand between the second man and second wo. all three take hands and lead up abreast, and set to the first man, then the first man go round the second man, and the first wo. go round the second wo. while the first wo. stand in the middle, and all three meet and set to the first man, then the first man and first wo. cast off into the second Cu. place; the other Cu. do over the like.

Vienna.

*Longways for as many as will.*


First man sets to his own, and then cross over with the second wo. the first and second wo. set, and cross over and change places; then first and second man take hands and lead between the first and second wo. and come into their places again; then all four clap and take hands, and go half round into their own places again; then first and second wo. take hands and lead between the first and second men into their own places again, then all four clap and take hands, and go half round into their places again, the rest doing the same over.

## Wolverton-Hall.

*Longways for as many as will.*

First man and first wo. meet, then fall back, and each change places, then the second man and second wo. lead up into the first Cu. places and fall back and change places, the first man then being in the second wo. place, and the first wo. in the second man's place, they all four take hands and turn round, till each Cu. come in their own places again; then the first and second wo. take hands and lead between the two men into their places, and hands half round, and so cast off; the rest doing the same in like manner.

The Fit's come on me now.

*Longways for as many as will.*


First man cast off and go below the second man, and come up into his place, the second wo. go up and come round the first wo. into her place again, then each Cu. take hands and turn once round till they are in their places; the second Cu. do the same over as the first did. This to the first Strain of the Tune twice over.

First and second man cross over and change into their own wo. places, then the first man go below the second wo. the half Figure, while the first wo. go round the second man the half Figure, till they come into their places again, and turn single; the next Cu. cast up and do the same. This to the second Strain of the Tune twice over.



## The Knot.

[ 206 ]

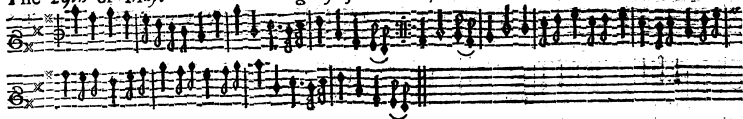
*Longways for as many as will.*

First man and first wo. cross over into the 2. Cu. places, and go the Figure through the 2. Cu. into their own places again, then they cross over below the 3. Cu. and go the Figure, and the first man turn the 3. wo. and first wo. turn the 3. man, and then turn their own, then first man turn the 2. wo. and first wo. the 2. man, then all four take left hands and turn half round into their places again; then the other Cu. do the same over. This to the Tune once over.

Next, the first man and first wo. cast off into the next Cu. places, and lead through them round into their places again, then cast off and lead through them again, and turn his own, then the first man turn the 2. wo. and the first wo. turn the 2. man, and then each turn his own half round into their places again; the rest do the same over.

## The 29th of May.

Longways for as many as will.

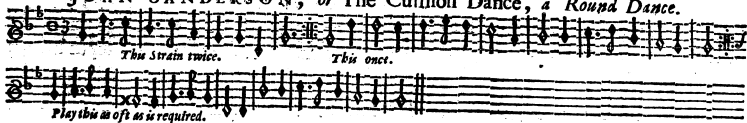


First Cu. take hands, the 2. Cu. doing the like at the same time, the first man puts back his wo. and slips down behind the 2. wo. into the 2. Cu. places, while the 2. man draws his wo. to him and slips into the first Cu. places. Do this back again the same way; *which is to the first Strain of the Tune played twice over.* Then the first man change places with the 2. wo. and the first wo. with the 2. man. Hands round and back, and when the first Cu. are at top, they cast into the 2. Cu. places. *This ends the Tune.*

First man and 2. wo. fall back, then lead up to each other and turn back to back, then the first wo. and 2. man do the like. *This to the first Strain played twice.* Then take all hands and go round, till the men are in the wo. places, and the wo. in the mens; then men and wo. change places. *This ends the Tune.*

First man and wo. cross over, and first man go round behind the 2. wo. and first wo. round behind the 2. man, and slip between them; then take hands and lead up all abreast, and back again. *This to the first Strain played twice.* Then honour to each others wo. then to your own, then turn each others wo. and then your own; first Cu. turning into the 2. Cu. places. *This ends the Tune.*

## JOAN SANDERSON, or The Cushion Dance, a Round Dance.




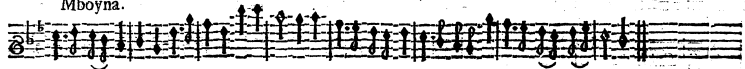
This Dance is began by a single Person, (either man or woman) who taking a Cushion in his hand dances about the room, and at the end of the Tune he stops, and sings, *This Dance it will no farther go.* The Musician answers, *I pray you, good Sir, why say you so? Man. Because Joan Sanderson will not come to.* Music. *She must come to, and she shall come to, and she must come whether she will or no.* Then he lays down the Cushion before a woman, on which she kneels, and he kisses her, singing, *Welcom 5 Jan Sanderson, welcom, welcom.* Then she rises, takes up the Cushion, and both dance, singing, *Prinkum, Prankum, is a fine Dance, and shall we go dance it once again, once again, and once again, and shall we go dance it once again.* Then making a stop, the Wo. sings, as before, *This Dance, &c.* Music. *I pray you, Madam, &c.* Woman. *Because John Sanderson, &c.* Music. *He must, &c.* And so she lays down the Cushion before a man, who kneeling upon it, salutes her, she singing, *Welcom John Sanderson, &c.* Then he taking up the Cushion, they take hands and dance round, singing as before: And thus they do till the whole Company are taken into the Ring. And then the Cushion is laid before the first man, the wo. singing, *This Dance, &c.* (as before) only instead of —*come to*, they sing —*go fro*; and instead of *welcom John Sanderson, &c.* they sing, *Farewel John Sanderson, farewell, farewell:* And so they go out one by one as they came in. Note, That the woman is kiss'd by all the men in the Ring at her coming in and going out, and the like of the man by the women.

F I N I S.



TUNES of other Country-Dances added to this Book.



Mboyna.



Shwednesday,



2 **M** Musical notation for the first system of the piece 'Ad Robin.' It consists of a treble clef, a key signature of one flat (B-flat), and a 3/4 time signature. The melody is written on a five-line staff with various note values and rests.

*Ad Robin.*

Musical notation for the second system of the piece 'Ad Robin.' It continues the melody from the first system and ends with a double bar line.

3 **M** Musical notation for the first system of the piece 'Iss Nelly.' It consists of a treble clef, a key signature of one flat (B-flat), and a 3/4 time signature. The melody is written on a five-line staff with various note values and rests.

*Iss Nelly.*

Musical notation for the second system of the piece 'Iss Nelly.' It continues the melody from the first system and ends with a double bar line.

4 **D** Musical notation for the first system of the piece 'Evonshire-house.' It consists of a treble clef, a key signature of one flat (B-flat), and a 3/4 time signature. The melody is written on a five-line staff with various note values and rests.

*Evonshire-house.*

Musical notation for the second system of the piece 'Evonshire-house.' It continues the melody from the first system and ends with a double bar line.

5 T **He Mulberry Garden.**

This musical piece is written on a single staff in treble clef with a key signature of one flat (B-flat) and a common time signature (C). It begins with a treble clef, a key signature of one flat, and a common time signature. The melody consists of a series of eighth and sixteenth notes, with some rests and slurs. The piece concludes with a double bar line and a repeat sign.

**He Mulberry Garden.**

This is the continuation of the first piece, written on a single staff in treble clef with a key signature of one flat and a common time signature. It continues the melodic line from the previous staff, ending with a double bar line and a repeat sign.

6 T **Urnham-Green, or The Witches.**

This musical piece is written on a single staff in treble clef with a key signature of one flat and a common time signature. It begins with a treble clef, a key signature of one flat, and a common time signature. The melody features a mix of eighth and sixteenth notes, with some slurs and a final cadence. The piece ends with a double bar line and a repeat sign.

**Urnham-Green, or The Witches.**

This is the continuation of the second piece, written on a single staff in treble clef with a key signature of one flat and a common time signature. It continues the melodic line from the previous staff, ending with a double bar line and a repeat sign.

7 T **He Maid in the Mill.**

This musical piece is written on a single staff in treble clef with a key signature of one flat and a common time signature. It begins with a treble clef, a key signature of one flat, and a common time signature. The melody is composed of eighth and sixteenth notes, with some slurs and a final cadence. The piece ends with a double bar line and a repeat sign.


**He Maid in the Mill.**

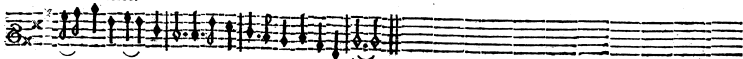
This is the continuation of the third piece, written on a single staff in treble clef with a key signature of one flat and a common time signature. It continues the melodic line from the previous staff, ending with a double bar line and a repeat sign.


8 **L** *Ady Catherine Ogle, a new Dance.*


9 **T** *He Blew Bore.*


10 **M** *Ichaelmas Eve.*


1  *Oan's Placket.*



2  *Ohnson's Jigg.*



3  *Ay-Hill, or The Jovial Crew.*





14 **R** **Ichmond-Green.**

This musical piece is written on three staves. The first staff begins with a treble clef, a key signature of two flats (B-flat and E-flat), and a common time signature. It features a melody with various note values, including eighth and sixteenth notes, and rests. The second and third staves provide accompaniment, with the second staff starting with a bass clef and a key signature of one flat (B-flat). The piece concludes with a double bar line.

15 **S** **Ir. Foplin.**

This musical piece is written on a single staff with a treble clef, a key signature of two flats (B-flat and E-flat), and a common time signature. The melody consists of a series of eighth and sixteenth notes, with some notes marked with an 'x' above them. The piece ends with a double bar line.

16 **T** **He King of Poland.**

This musical piece is written on two staves. The first staff has a treble clef, a key signature of two flats (B-flat and E-flat), and a common time signature. The second staff has a bass clef and the same key signature and time signature. The melody is primarily in the treble clef, with some notes in the bass clef. The piece concludes with a double bar line.


7

**H** **Am-Houle, or Cherry-Garden.**

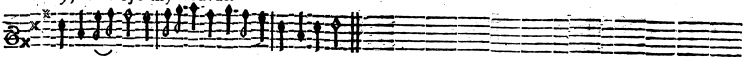
8

**W** **Allom-Green.**

19




*Enny, come tye my Cravat.*



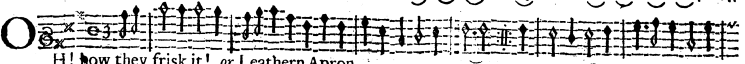
20




*Ady-day.*



21



*H! how they frisk it! or Leathern Apron.*



22 **S**  
T. Dunstan, or Clifford's-Inn.

Musical notation for 'T. Dunstan, or Clifford's-Inn.' consisting of two staves. The first staff begins with a treble clef, a common time signature, and a sharp sign. The melody is written in a single line with various note values and rests. The second staff continues the melody with similar notation.


23 **R**  
Ound Robin.


Musical notation for 'Ound Robin.' consisting of two staves. The first staff begins with a treble clef, a common time signature, and a sharp sign. The melody is written in a single line with various note values and rests. The second staff continues the melody with similar notation.

24 **T**  
He Green-Man.


Musical notation for 'He Green-Man.' consisting of two staves. The first staff begins with a treble clef, a common time signature, and a sharp sign. The melody is written in a single line with various note values and rests. The second staff continues the melody with similar notation.


Continuation of the musical notation for 'He Green-Man.' consisting of two staves. The first staff continues the melody from the previous block. The second staff continues the melody and ends with a double bar line.


25 **T**   
He Mug-nouse.



26 **H**   
Avn's Jigg, or The wanton Wife.



27 **N**   
Ew-years Eve.




28


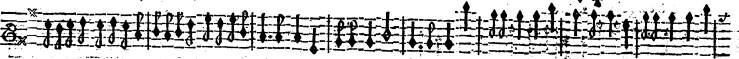



He Miller's Daughter

29



He Scotch-man's Dance, in the *Northern Lads*.




30 **H**   
Atfield-House.



31 **P**   
Prince George's March.



32 **D**   
Uke of Grafton's March.



F I N I S.

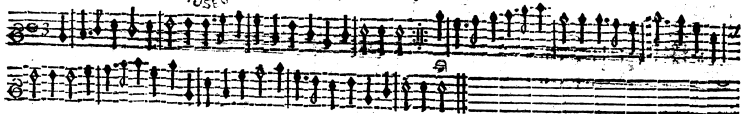


*A new Additional Sheet to the* **DANCINGMASTER.**

Painted Chamber.




*Longways for as many as will.*



The first man stands on the first womans side, and casts off on the outside into the second Couples place, then into the third Couples place; then all four take hands and lead down abreast; then go through the third Couple the figure into the second Couples place, and turn their own: Then the first and second Couple lead up all four hands abreast; then the half figure into the second Couples place, and turn their own, the rest doing the like.




## Cupid's Garden:

*Longways for as many as will.*

The first man go the Hey betwixt the second and third man, into the fourth mans place ; then the first woman do the same as the first man did ; then the first man back to back with his own woman, and then cast up into the second place ; then the first man cross over into the second womans place, and the second woman at the same time cross over into the first mans place ; so meet and set, and then cast off into the second Couples place ; then they go the half figure into the second Couples place, and so turn their own ; the rest doing the like.


## Lady of Pleasure.

*Longways for as many as will.*

First man and second woman cross over into the second Couples place, then all four take hands and lead up abreast; then the first man crosses over with the second woman, and the first man into the second woman's place; then first man crosses over with the second woman, and first woman crosses over with the second man; then set to each other, and cast into the second Couples place; then the second Couple go the figure below the third Couple into the second Couples places, and each Couple turn his own: The rest do the like.

Holy-Rood day.


*Longways for as many as will.*



First man and first woman cast off behind the second Couple, then first man and first woman lead through the third Couple, and up round again; then first man give his right hand to his Partners right hand, and second man give his right hand to his Partners right hand, and so change till they come to their places again.

First man and first woman cross over the second Couple, and back to back; then first man and first woman cast off behind the third Couple, and back to back; then first man turn the third woman, and first woman turn with the third man; then first Couple turn each other; then first man turn the second woman, and first woman turn with the second man, then first Couple turn each other.

## The Jockey.

*Longways for as many as will.**Each Strain twice.*


The first man set to the second woman, and then fall back and turn one single; then the first woman and second man do the like; then the first man cross over with the second woman, and the first woman with the second man; then the first Couple being in the second Couples place, go the half figure, and the other Couple go the half figure through, then turn their own Partners.

**The Garter.***Or March  
King James - See edit of 1721.**Longways for as many as will.**Each Strain twice.*

The first man go round on the outside of the first woman into his own place, and the second woman follow the first man into her own place, and turn single; then the first woman go round on the outside of the first man into her own place, and the second man follow her into his own place, and turn single.

The first man and second woman change places, then the first woman and second man change places; then both Couple go the half Figure and clap hands, then turn their own into their places again.

## The Mask.


*Longways for as many as will.*

The first man goes above the first woman into the second woman's place, the second woman into the second man's place, and the second man into the first man's place; then all four turn single.

The first woman goes above the second man into the second woman's place, the second man into the first woman's place, and the second woman into the second man's place; then all four turn single.

All four hands across half round; then fall back, and hands across half round. Back again. Then lead to the wall the two men, and the two women at the same time. The other do the like. Then all four meet and jump, and clap hands; then take hands half round, and so cast off; then lead down, and the other lead up; then all four meet and jump, and clap hands all together; then turn their own Partners.

## The Maids Delight.

*Longways for as many as will.*

The first man goes back to back with the second woman, and the first woman goes back to back with the second man; then the first Couple cross over below the second couple, and go back to back with their own Partners; then cast up and cross over into the second place, to clap hands and turn their own Partners.

## Bonny Dundee.

*Longways for as many as will.*

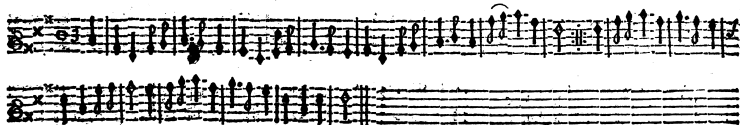
The first Couple take hands and lead down to the second man, so fall back, and all four turn single; then the second Couple take hands, and lead up to the first woman, so fall back and turn single.

---

The first man goes round about the first woman into his own place, and the second woman goes round about the first man into her own place; then the first woman goes round about the first man into her own place, and the second man goes round about the second woman into his own place; then all four hands half round, so fall back neat, and clap hands, and turn your own.



*Jenny, come tye my Cravat.*      *Longways for as many as will.*




The first man turn the second woman, and the first woman turn the second man ; then cross over below the second Couple, then below the third Couple, and lead through both Couples, and cast off.

The women fall back, and the men follow them, then turn single ; the men fall back, and the women follow them, then turn single.

Clap hands, side, then all four turn single ; then clap hands with your own Partner, and so cast off.

*yo.* Ladies of London.  
*with waltz time*


*Longways for as many as will.*



The first man crosses over, and goes into the second woman's place; the second woman casts off at the same time into the first man's place; then the first woman crosses over and goes into the second man's place, and the second man crosses over and goes into the first woman's place.

The first man and second woman cross over, the second man and first woman do the like; then all four hands half round and turn single, then clap hands; sides and turn single; then clap hands with their own Partners, and turn them single.

Astrope Wells.

*Longways for as many as will.*

The first man takes the second man by the hand, and turns round into their own places, and leads through between the two women into their own places again, the women doing the like after; then the first Couple cast off below the two Couples, and go back to back; then lead up betwixt the lower Couple and outside of the first Couple, so set to your Partners, and cast off into the second Couples places.


**FINIS.****ADVERTISEMENT.**

The *Division-Violin*, and *Apollo's-Banquet*, are lately printed with new Additions; and sold by *Henry Playford*, at his Shop near the *Temple Church*.

*A new Addition to the DANCING-MASTER.*

Maids Morris.


*Longways for as many as will.*



The two men take hands, and fall back, then meet their Partners, and turn single, the two women doing the like afterwards.

All four take hands, and go half round, and turn single; then half round; and back again; then the double Figure, and the first Couple lead down the middle:

## The Juice of Barly.

*Longways for as many as will.*

The first Couple go back to back with their Partners, and the second Couple do the same at the same time.

The first Couple takes hands with his Partner, and turns her round, and the second Couple do the same at the same time.

The two women stand still, whilst the first man goes round about the second woman into the second man's place, and the second man goes round about the first woman into the first man's place. All clap hands. Then all four take hands and go quite round, the women doing the like.

( 3 )

The Siege of Buda.

Longways for as many as will.



The first Couple back to back, and the second Couple at the same time do the like; then the first and second man back to back, the women doing the like at the same time.

The first and second man take hands, and the women do the like, and change over; then fall back, and cross over with their Partners; then all four take hands and go quite round, and the first Couple to their Partners, and so cast off.

## Rigadoon.


*Longways for as many as will.*

The Notes with a \* under them, are to be  
p ay'd Demiquavers.

The two women fall back, and the two men fall back at the same time ; then all four meet, and hands across half round, and fall back again; then all four meet, and hands across, and go half round into their own places.

The first and second man set, the women do the like, then the second man cast off into the second woman's place, and the first man cast off into the first woman's place; the two women set, and do the like. Both Couple turns their own Partners, and the first Couple cast off, and set to their Partners, then turn their own Partners again. The first man set to the second man, and the first woman to the second woman; then all four meet and clap hands, and hands quite round.

Bellamira.


*Longways, for as many as will.*

First man takes hands with his Partner, and leads her down the middle; the man goes on the woman's side, and the woman goes on the man's side; then first man side with foot and elbow the second woman, and first woman side with foot and elbow the second man, and turn sides to their own places.

Cross over with their Partners, and go round about the first Couple, till the first man comes into the second man's place, and the first woman into the second woman's place; then the first man cross over with the second woman, and the first woman with the second man; then all four clap hands, and hands half round, and turn single.



Cold and Raw.

*Longways for as many as will.*

The first man takes the first woman by the hand, and leads her down below the second man, and so above the second woman into the second couple's place; then the first man sets to the second woman, and turns her round, and goes into his own place; and the second man sets to the first woman, and turns her round, and goes into his own place.


FINIS.

*Musick Books sold by Henry Playford, at his Shop near the Temple Church.*

*Apollo's Banquet, and the Division-Violin, are newly Reprinted with Additions.*

The *Banquet of Musick*, or a choice Collection of the newest and best Songs sung at Court, and at publick Theatres; with a *Thorow-Bass* for the *Theorbo-Lute, Bass-Viol, Harpsichord, or Organ.*





There is an auth<sup>r</sup>

