

# **Songs for you**

**(Sizler için Şarkılar)**

For  
Solo voices, solos from choir, upto 3 voice youth choir, piano

by  
**Ali Riza SARAL**

To my students at Yeditepe University

Oct 2020

# Copyright notice

[Creative Commons Attribution-NonCommercial-NoDerivs 4.0](#)

Please send a digital recording of your performance  
to [the composer](mailto:arsara1(AATT)yahoo.com) at [arsara1\(AATT\)yahoo.com](mailto:arsara1(AATT)yahoo.com)

The piece is written to be used for good causes.

# CONTENTS

Forword

Lyrics

Links to SoundCloud mp3 files

Score

Parts (in a seperate book)

About the Composer

## **FORWORD**

Between 2000 and 2005, I have taught various courses at Yeditepe University. I had a book of tricks that I used to motivate my students temporarily and then focus them to the subject matter. These songs are based on a few of these tricks and stories. For example my favorite example for her conquered the formidable Constantinople... The essence was do not loss your time as young persons work towards your personal peak...

I woud like to thank Ms. Mjgan ZAY for her assistance and encouragement to convert a single 3 minute piece that I had sent her into a song cycle. It was a pleasure to sing in the Aydınlık choir behind her solos.

# LYRICS in English and Turkish

## SONGS FOR YOU - SİZİN İÇİN ŞARKILAR

### 1- PRETTY GIRL

#### ŞİRİN KIZ

Pretty girl pretty girl  
May I call you  
If I call you pretty girl  
Would you smile?

Pretty girl pretty girl  
May I hold your hand  
If I hold your hand pretty girl  
Would you smile?

Pretty girl pretty girl  
May I hug you  
If I hug you pretty girl  
Would you smile?

Pretty girl pretty girl  
May I kiss your cheek  
If I kiss your cheek pretty girl  
Would you smile?

.....

### 1- ŞİRİN KIZ

Güzel kız güzel kız  
Dersem sana  
Dersem sana güzel kız  
Gülümser misin?

Güzel kız güzel kız  
Elini tutarsam  
Elini tutarsam güzel kız  
Gülümser misin?

Güzel kız güzel kız  
Sarılırsam sana  
Sarılırsam sana güzel kız  
Gülümser misin?

Güzel kız güzel kız  
Öpersem seni  
Öpersem seni güzel kız  
Gülümser misin?

2- HOW CAN I?  
Your looks are cute  
Warm'nd sweet  
Your hands are cute  
Soft'nd sweet

Hands, Your hands  
I would hold

Your eyes're so blue  
They shine  
Your hair's beautiful  
It shines

Eyes your eyes  
I would look inbe

Your words're sweet  
Full of sympathy  
Your lips're sweet  
Full of warmth

But your mouth smells ash  
How can I kiss you again?

.....

2- NASIL YAPARIM?  
Bakışların ne hoş  
Sımsıcak sımsıcak  
Ellerin ne hoş  
Yumuşak yumuşacık

Ellerim ellerini  
Tutmak ister

Gözlerin ne güzel  
Işıl ışıl parlıyor  
Saçların ne güzel  
Sarı sarı parlıyor

Gözlerim gözlerinle  
Bakışmak ister

Sözlerin ne tatlı  
Sevgi dolu sevgi  
Dudakların ne tatlı  
Sevgi dolu sevgi

Ama ağzın kül kokuyor  
Nasıl öperim ben seni

### 3- CONCENTRATE ON WHAT REALLY MATTERS

I can't play my instrument      play, play, play  
I can't sing my song      sing, sing, sing  
What shall I do? What shall I do?  
What shall you do? What shall you do?

I can't do my homework      study, study, study  
I can't think anything      persist, persist, persist  
What shall I do? What shall I do?  
What shall you do? What shall you do?

I can't remember anything      relax, relax, relax  
I break down everything      concentrate, concentrate, concentrate  
What can I do? What can I do?  
What can you do? What can you do?

I want to do everything persist, persist, persist  
I can't do anything      persevere, persevere, persevere  
I have to concentrate  
I have to concentrate      on what, on what, on what

I have to concentrate  
On what really matters  
On what really matters

.....

### 3- NEYE DİKKAT?

Enstrümanımı çalamıyorum      Çal, çal, çal  
Şarkımı söyleyemiyorum      Söyle, söyle, söyle  
Ne yapmalıyım? Ne yapmalıyım?  
Ne yapmalısın? Ne yapmalısın?

Ödevimi yapamıyorum      Çalış, çalış, çalış

Hiç bir şey düşünemiyorum Israr, ısrar, ısrar  
Ne yapmalıyım? Ne yapmalıyım?  
Ne yapmalısın? Ne yapmalısın?

Hiç bir şey hatırlıyamıyorum relax, relax, relax  
Her şeyi kırıp döküyorum Dikkat, dikkat, dikkat  
Ne yapabilirim? Ne yapabilirim?  
Ne yapabilirsin? Ne yapabilirsin?

Herşeyi yapmak istiyorum ısrar, ısrar, ısrar  
Hiç bir şey yapamıyorum azim, azim, azim  
Dikkatimi toplamalıyım  
Dikkatini toplamalısın neye, neye, neye

Dikkatimi toplamalıyım  
Gerçekten önemli olana  
Gerçekten önemli olana

#### 4- PEAK YOURSELF AT THE RIGHT MOMENT

Peak yourself at the right moment  
If you want to be successful solo

If you feel weak solo2  
when you have to be strong tutti choir

If you face danger solo3  
When you do not expect tutti choir

If you take a challenge solo4  
When you have to succeed tutti choir

Peak yourself solo  
At the right moment solo

.....

#### 4- DOĞRU ZAMANDA KENDİNE ERİŞ

Doğru zamanda kendine eriş  
Eğer başarmak istersen

Eğer zayıfsan  
Kuvvetli olman gerek

Eğer tehlikedeysen  
Beklemediğin anda



Boy ölçüştüğünde  
Üstün gelmek için

Doğru zamanda kendini yücelt solo  
Eğer başarmak istersen solo

5- REDUCE SELF IMPORTANCE - 5- KENDİNİ ÖNEMSEME

Stop! Reduce Self importance Relax! Tutti choir declamatory plain song parallel  
Dur! Kendini önemseme! Gevşe! ! Tutti choir

Stop! Take it easy! Relax! ! Tutti choir  
Dur! Rahat ol! Gevşe! ! Tutti choir

Don't take everything serious! ! Tutti choir  
Herşeyi ciddiye alma! ! Tutti choir

Reduce self importance. ! Tutti choir  
Kendini önemseme! ! Tutti choir

6- WHERE DO YOU GO?

Are you going Home? Solo beautiful melody repetition only one motive  
Or are you going to school? solo

Are you going to movie? ? solo  
Or are you going to a caffee? ? solo

Will you be a doctor? ? solo  
Will you be a teacher? ? solo

Will you go abroad? ? solo  
Will you stay at Home? solo

Will you go this way? ? solo  
Or will you go to other way? ? solo

Do you know what to choose? Tutti choir should be composed firsttttttttttt  
Do you know where you go? ? Tutti choir

Do you know what to choose? ? Tutti choir  
Do you know where you go? ? Tutti choir

.....

6- NEREYE GİDİYORSUN?

Eve mi gidiyorsun?  
Yoksa okula mı gidiyorsun?

Sinemaya mı gidiyorsun?  
Yoksa kafeye mi gidiyorsun?

Gelecekte yurt dışına mı gidiyorsun?  
Yoksa burada mı kalıyorsun?

Doktor mu olacaksın?  
Öğretmen mi olacaksın?

Bir dakika! Bu yöne mi gidiyorsun?  
Yoksa başka yöne mi gidiyorsun?

Biliyor musun?  
Nereye gidiyorsun?

## Links to SoundCloud mp3 files

[Pretty girl](#)

[How can I?](#)

[Concentrate on what?](#)

[Peak yourself](#)

[Reduce self-importance](#)

[Where do you go](#)

**SCORE**

# **PARTS**

Parts are available on demand by e-mail free of charge.

# About the Composer

Ali R+ SARAL has studied double majors and has two Master's degrees,

MSc and BSC from Istanbul Technical University and MM from Illinois State University.

He was accepted to the Istanbul State Conservatoir Composition and Theory Department and

studied harmony, counterpoint and others with Erçivan SAYDAM,

composition with İlhan USMANBAŞ.

He was a student of Roque CORDERO and Arthur CORRA at USA.

He has attended courses at Stanford University CCRMA lab and Darmstad 1996.

He has written 63 works of music close to 15 hours long.

You can find his compositions at Petrucci Library: [http://imslp.org/wiki/Category:Saral,\\_Ali\\_Riza](http://imslp.org/wiki/Category:Saral,_Ali_Riza)

He has served EUROCONTROL and German airspace as an air traffic control engineer 1992-1997.

He has specialized in LARGESYSTEMS and Java-J2EE.

His areas of interest include Systems Psychology, ANN and parsers.

He writes blogs at:

<http://largesystems-atc.blogspot.com/>

<http://largesystems-atc-en.blogspot.com/>

<http://alirizasaral.blogspot.com/>

You can reach him at:

Addr: Barbaros Mah Sedef Sk Onur Sit. Akasya Apt. 13/3G Uskudar ISTANBUL TÜRKİYE 34662

Tel: 90 506 887 8401

e-mail: Arsaral(aatt)yahoo.com

**CHOIR and PIANO**

# Pretty Girl

Şirin Kız

Ali Riza SARAL

♩ = 80

Voice 1

Voice 2

Piano

*mf*

3

3

3

3

3

5

Vo. 1

*mp*

Pret-ty girl pret-ty girl may I call you  
Gü-zel kız gü-zel kız der - sem sa - na  
3)if I hug you  
3)sarı-lırsam sa - na

Vo. 2

*mp*

Pret-ty girl pret-ty girl may I call you  
Gü-zel kız gü-zel kız der - sem sa - na  
3)if I hug you  
3)sarı-lırsam sa - na

Pno.

*mp*

3

3

3

3



9

Vo. 1

*mp*

Pret-ty girl pret-ty girl may I call you  
 Gü-zel kız gü-zel kız der - sem sa - na  
 3)if I hug you  
 3)sarı-lırsam sa - na

Vo. 2

*mp*

Pret-ty girl pret-ty girl may I call you  
 Gü-zel kız gü-zel kız der - sem sa - na  
 3)if I hug you  
 3)sarı-lırsam sa - na

Pno.

*p*

3 3 3 3

13

Vo. 1

*mf*

if I call you pret-ty pret-ty girl  
 der - sem sa - na gü-zel gü-zel kız  
 3)if I hug you  
 3)sarı-lırsam sa - na

Vo. 2

*mf*

if I call you pret-ty pret-ty girl  
 der - sem sa - na gü-zel gü-zel kız  
 3)if I hug you  
 3)sarı-lırsam sa - na

Pno.

*mf*

3

17

Vo. 1  
would you smile  
gülüm - ser - misin

Vo. 2  
would you smile  
gülüm - ser - misin

Pno.

21

Vo. 1  
if I call you  
der - sem sa - nsa  
3)if I hug you  
3)sarı-lırsam sa - na  
would you smile  
gülüm - ser - misin

Vo. 2  
if I call you  
der - sem sa - nsa  
3)if I hug you  
3)sarı-lırsam sa - na  
would you smile  
gülüm - ser - misin

Pno.

25

Vo. 1

if I call you pret - ty pret - ty girl  
 gü - zel kız gü - zel gü - zel kız

Vo. 2

if I call you pret - ty pret - ty girl  
 gü - zel kız gü - zel gü - zel kız

Pno.

29

Vo. 1

Vo. 2

Pno.

*mf*

33

Vo. 1

2)Pret-ty girl pret-ty girl if I hold your hand  
 2)Gü-zel kız gü-zel kız eli - ni tu - tar - sam  
 4)if I kiss your cheek  
 4)öper-sem se - ni

Vo. 2

2)Pret-ty girl pret-ty girl if I hold your hand  
 2)Gü-zel kız gü-zel kız eli - ni tu - tar - sam  
 4)if I kiss your cheek  
 4)öper-sem se - ni

Pno.

*mp*

37

Vo. 1

Pret-ty girl pret-ty girl if I hold your hand  
 Gü-zel kız gü-zel kız eli - ni tu - tar - sam  
 4)if I kiss your cheek  
 4)öper-sem se - ni

Vo. 2

Pret-ty girl pret-ty girl if I hold your hand  
 Gü-zel kız gü-zel kız eli - ni tu - tar - sam  
 4)if I kiss your cheek  
 4)öper-sem se - ni

Pno.

*p*

41

Vo. 1

*mf*

2)if I hold your hand pret-ty pret-ty girl  
 2)eli - ni tu - tar - sam gü-zel gü-zel kız  
 4)if I kiss - your cheek  
 4)öper-sem se - ni

Vo. 2

*mf*

2)if I hold your hand pret-ty pret-ty girl  
 2)eli - ni tu - tar - sam gü-zel gü-zel kız  
 4)if I kiss - your cheek  
 4)öper-sem se - ni

Pno.

*mf*

3

45

Vo. 1

would you smile would you smile  
 gülüm - ser - misin gülüm - ser - misin

Vo. 2

would you smile would you smile  
 gülüm - ser - misin gülüm - ser - misin

Pno.

3

3

49

Vo. 1

2)if I hold your hand would you smile  
 2)eli - ni tu - tar - sam gülüm - ser - misin  
 4)if I kiss your cheek  
 4)öper-sem se - ni

Vo. 2

2)if I hold your hand would you smile  
 2)eli - ni tu - tar - sam gülüm - ser - misin  
 4)if I kiss your cheek  
 4)öper-sem se - ni

Pno.

3 3

53

Vo. 1

2)if I hold your hand pret-ty pret-ty girl  
 2)eli - ni tu - tar - sam gü - zel gü - zel kız  
 4)if I kiss your cheek  
 4)öper-sem se - ni

Vo. 2

2)if I hold your hand pret-ty pret-ty girl  
 2)eli - ni tu - tar - sam gü - zel gü - zel kız  
 4)if I kiss your cheek  
 4)öper-sem se - ni

Pno.

3

# How can I?

Ali Riza SARAL

Allegro ♩ = 120

Voice 1

Your looks are cute so cute warm and sweet warm and sweet  
Ba - kış - la - rın ne hoş tat - lı tat - lı

Voice 2

warm and sweet warm and sweet  
tat - lı tat - lı

Piano

9

Vo. 1

Your hands are cute so cute soft and sweet soft and sweet  
El - le - rin ne hoş sim - sı - cak sim - sı - cak

Vo. 2

soft and sweet soft and sweet  
sim - sı - cak sim - sı - cak

Pno.

17

Vo. 1  
Hands your hands your hands I would hold I would  
El - le - ri - ni tut - mak is - te - rim

Vo. 2  
Hands your hands your hands I would hold I would  
El - le - ri - ni tut - mak is - te - rim

Pno.

25

Vo. 1  
Your eyes are blue so blue they - shine they - shine  
Göz - le - rin ne gü - zel 1 - şıl 1 - şıl

Vo. 2  
they - shine they - shine  
1 - şıl 1 - şıl

Pno.



33

Vo. 1  
Your hair is beau - ti - ful it - shines it - shines  
Saç - la - rın ne gü - zel pı - rıl pı - rıl

Vo. 2  
it - shines it - shines  
pı - rıl pı - rıl

Pno.

41

Vo. 1  
I would look in your eyes your eyes your eyes your eyes  
Göz - le - rim se - nin - le ba - kış - mak is - ter

Vo. 2  
I would look in your eyes your eyes your eyes your eyes  
Göz - le - rim se - nin - le ba - kış - mak is - ter

Pno.

Vo. 1  
 Your words are sweet so sweet full of sym - pathy full of sym - pathy  
 Söz - le - rin ne tat - lı sev - gi do - lu sev - gi do - lu

Vo. 2  
 full of sym - pathy full of sym - pathy  
 sev - gi do - lu sev - gi do - lu

Pno.

Vo. 1  
 Your lips are sweet so sweet full of warmth full of warmth  
 Du - dak - la - rin tat - lı sim - sı - cak sim - sı - cak

Vo. 2  
 Your lips are sweet so sweet full of warmth full of warmth  
 Du - dak - la - rin tat - lı sim - sı - cak sim - sı - cak

Pno.

65 rit.  $\text{♩} = 96$

Vo. 1

But - your mouth - smells - ash How can I kiss you a - gain  
 A - ma ağ - zın ko - ku - yor kül Se - ni na - sıl ö - pe - rim

Vo. 2

But - your mouth - smells - ash How can I kiss you a - gain  
 A - ma ağ - zın ko - ku - yor kül Se - ni na - sıl ö - pe - rim

Pno.

# Concentrate on what?

Neye dikkat?

Ali Riza SARAL

Allegro  $\text{♩} = 60$

$\text{♩} = 60$

$\text{♩} = 60$

Solo Voice

Choir 1

Choir 2

Piano

act as if you cannot read/play the notes

*f* *mf* *f* *mf* *f* *mf*

5

Solo

Choir 1

Choir 2

Pno.

*mf* I can not play my inst - ru - ment Play play play play play play play  
Enst - rü - ma - nı - mi ça - la - mı - yo - rum Çal çal çal çal çal çal çal

9

Solo *mp* I can not sing my song - Sing sing sing sing sing sing  
 Şar - kı-mı söy - le - ye-mi-yo-rum Söyle söyle söyle söyle söyle söyle

Choir 1 *mp* Sing sing sing sing sing sing  
 Söyle söyle söyle söyle söyle söyle

Choir 2 *mp* Sing sing sing sing sing sing  
 Söyle söyle söyle söyle söyle söyle

Pno.

13

Solo *mf* What shall I do What shall I do  
 Ne yap - ma - lı - yım Ne yap - ma - lı - yım

Choir 1

Choir 2

Pno.

17

Solo

Choir 1

*mf* What shall you do  
Ne yap - malı - sin

Choir 2

*mf* What shall you do  
Ne yap - malı - sin

Pno.

21

Solo

*mf* I cannot do my home - work  
Ö - de - vi - mi - ya - pa - mı - yo - rum

Choir 1

*mf* Study study study *f* choir *mf* study study study *f* choir simile  
Çalış çalış çalış çalış çalış çalış

Choir 2

*mf* Study study study *f* *mf* study study study *f*  
Çalış çalış çalış çalış çalış çalış

Pno.

25

Solo  
I can not think - any - thing  
Hiç bir şey dü - şü - ne - mi-yo-rum

Choir 1  
per - sist per-sist per - sist per-sist  
is - rar is-rar is - rar is-rar

Choir 2

Pno.

29

Solo  
What shall I do  
Ne yap - ma - lı - yım

Choir 1

Choir 2

Pno.

33

Solo

Choir 1

Choir 2

Pno.

What shall you do  
Ne yap - malı - sin

What shall you do  
Ne yap - malı - sin

What shall you do  
Ne yap - malı - sin

What shall you do  
Ne yap - malı - sin

37

Solo

Choir 1

Choir 2

Pno.

*mf* I can not re - mem - ber - any - thing  
Hiç bir şey dü - şü - ne - mi - yo - rum

*mf* Re - lax Re - lax  
Ra - hat - la Ra - hat - la

*mf* Re - lax Re - lax  
Ra - hat - la Ra - hat - la



41

Solo

I break - down - ev - ry - thing  
Her şe - yi kı - rıp dö - kü-yo-rum

Choir 1

Con - cent - rate  
Dik - kat

Choir 2

Con - cent - rate  
Dik - kat

Pno.

45

Solo

What can I do  
Ne yapa - bl - li - rim

What can I do  
Ne yapa - bi - li - rim

Choir 1

Choir 2

Pno.

Solo  
 What can you do                      What can you do  
 Ne yapa - bi - lir - sin                Ne yapa - bi - lir - sin

Choir 1  
 What can you do                      What can you do  
 Ne yapa - bi - lir                      -                Ne yapa - lir                      -                -

Choir 2  
 What can you do                      What can you do  
 Ne yapa - bi - lir - sin                Ne yapa - bi - lir - sin

Pno.

Solo  
*mf* I want - to do ev - ry - thing  
 Her şe - yi yap - mak is - ti - yo - rum

Choir 1  
 -                      -                      -                      -                      *mf* Per - sist per - sist Per - sist per - sist  
 Is - rar is - rar                      Is - rar is - rar

Choir 2  
 -                      -                      -                      -                      *mf* Per - sist per - sist Per - sist per - sist  
 Is - rar is - rar                      Is - rar is - rar

Pno.

57

Solo  
I can not do - a - ny - thing  
Hiç - bir şey ya - pa - mı - yo - rum

Choir 1  
Per - se - vere  
A - zim

Choir 2  
Per - se - vere  
A - zim

Pno.

61

Solo  
I have to - con - cent - rate  
Dik - ka - ti - mi topla - malı - yım

Choir 1

Choir 2

Pno.

65

Solo *mp* You have to - con - cent - rate You have to - con - cent - rate  
 Dik - ka - ti - ni topla - malı - sin Dik - ka - ti - ni topla - malı - sin

Choir 1 *mp* You have to - con - cent - rate You have to - con - cent - rate  
 Dik - - - topla - sin Dik - - - topla - sin

Choir 2 *mp* You have to - con - cent - rate You have to - con - cent - rate  
 Dik - ka - tini - topla - malı - sin Dik - ka - tini - topla - malı - sin

Pno.

69

Solo *f* On what on what on what on what  
 Ne - ye ne - ye ne - ye ne - ye

Choir 1 *f* On what on what on what on what  
 Ne - ye ne - ye ne - ye ne - ye

Choir 2 *f* On what on what on what on what  
 Ne - ye ne - ye ne - ye ne - ye

Pno.

Solo *mf* You have to - con - cent - rate You have to - con - cent - rate  
Dik - ka - ti - ni topla - malı - sın Dik - ka - ti - ni topla - malı - sın

Choir 1 *mf* You have to - con - cent - rate You have to - con - cent - rate  
Dik - ka - ti - ni topla - malı - sın Dik - ka - ti - ni topla - malı - sın

Choir 2 *mf* You have to - con - cent - rate You have to - con - cent - rate  
Dik - ka - ti - ni topla - malı - sın Dik - ka - ti - ni topla - malı - sın

Pno.

Solo *mf* On what On what re ally mat - ters  
Ger - çek - ten ö - nem - liye ö - nem - liye ö - nem - liye

Choir 1 *mf* On what on what re ally mat - ters  
Ne - ye ne - ye ö - nem - liye ö - nem - liye

Choir 2 *mf* On what on what re ally mat - ters  
Ne - ye ne - ye ö - nem - liye ö - nem - liye

Pno.

81

Solo *mp*  
 On what On what re ally mat - ters  
 Ger - çek - ten ö - nem - liye ö - nem - liye ö - nem - liye

Choir 1 *mp*  
 Ne - what on what re ally mat - ters  
 ye ne - ye ö - nem - liye ö - nem - liye

Choir 2 *mp*  
 Ne - what on what re ally mat - ters  
 ye ne - ye ö - nem - liye ö - nem - liye

Pno.

85  $\text{♩} = 60$   $\text{♩} = 60$   $\text{♩} = 60$

Solo

Choir 1

Choir 2

Pno. *mf*

# Peak yourself

Kendine eriş

Ali Riza SARAL

Andante ♩ = 84

Solo

Solo Voice



Peak your - self at the right - mo - ment  
Doğ - ru za - man - da ken - di - ne e - riş

Choir 1




Choir 2



Choir 3



Piano



5

Solo

Choir 1

Choir 2

Choir 3

Pno.

If - you want - to be - success - ful  
E - ğer ba - şar - mak is - ter - sen

9

$\text{♩} = 88$   
solo2

Solo

Choir 1

Choir 2

Choir 3

Pno.

if - you feel weak - -  
E - ğer za - yıf - san



Solo

Choir 1

Choir 2

Choir 3

Pno.

tutti choir

when you have to be st - rong  
kuv - vet - li ol - man ge - rek

tutti choir

when you have to be st - rong  
kuv - vet - li ol - man ge - rek

tutti choir

when you have to be st - rong  
kuv - vet - li ol - man ge - rek

The musical score is written for five parts: Solo, Choir 1, Choir 2, Choir 3, and Piano (Pno.). The Solo part consists of four measures of whole rests. Each of the three choir parts (Choir 1, 2, and 3) is marked 'tutti choir' and contains the same melody: a half note followed by a quarter note, then a half note, and finally a dotted half note. The lyrics are: 'when you have to be strong' in English and 'kuv - vet - li ol - man ge - rek' in Estonian. The piano accompaniment features a treble and bass clef. The treble clef part has a melody of quarter notes: G4, A4, B4, C5, B4, A4, G4. The bass clef part has a melody of quarter notes: G3, F3, E3, D3, C3, B2, A2. The key signature is one sharp (F#) and the time signature is 4/4.

17 solo3

The musical score consists of five staves. The Solo staff is in treble clef with a key signature of one sharp (F#) and contains a melodic line with lyrics: "if you face a dan - ger" and "E - ğer teh - like - dey - sen". The three Choir staves (Choir 1, 2, and 3) are in treble clef with the same key signature and contain rests. The Pno. staff is in grand staff (treble and bass clefs) with the same key signature and contains a piano accompaniment.

Solo

if you face a dan - ger  
E - ğer teh - like - dey - sen

Choir 1

Choir 2

Choir 3

Pno.

Solo

Choir 1

Choir 2

Choir 3

Pno.

tutti choir

when you do not expect  
bek - le - me - diğın an - da

tutti choir

when you do not expect  
bek - le - me - diğın an - da

tutti choir

when you do not expect  
bek - le - me - diğın an - da

25

solo4

Solo

if you take a chall - lenge  
Boy öl - çüŝ - tü - ğün - de

Choir 1

Choir 2

Choir 3

Pno.

Solo

Choir 1

Choir 2

Choir 3

Pno.

The musical score is for page 29 and consists of five staves. The top staff is for a Soloist, which contains four measures of whole rests. Below it are three choir parts (Choir 1, 2, and 3), each starting with the instruction 'tutti choir'. Each choir part has a melody line with lyrics in English and Turkish. The English lyrics are 'when you have to succeed' and the Turkish lyrics are 'üs - tün gel - mek i - çin'. The piano accompaniment (Pno.) is at the bottom, consisting of two staves (treble and bass clef) with chords and a bass line. The key signature is one sharp (F#) and the time signature is not explicitly shown but appears to be 4/4 based on the note values.

when you have to suc - ceed  
üs - tün gel - mek i - çin

when you have to suc - ceed  
üs - tün gel - mek i - çin

when you have to suc - ceed  
üs - tün gel - mek i - çin

♩ = 80  
Solo

33

Solo

Peak your - self at the right mo - ment  
Doğ - ru za - man - da ken - di - ne e - riş

Choir 1

Choir 2

Choir 3

Pno.

37

Solo

If you want - to be success - ful  
E - ğer ba - şar - mak is ter - sen

Choir 1

Choir 2

Choir 3

Pno.

# Reduce self-importance

Kendini önemseme

Ali Riza SARAL

♩ = 112

Choir 1

Stop re - duce self im - por - tance re - duce self im - por - tance re - lax  
Dur ken - di - ni ö - nem - se - me ken - di - ni ö - nem - se - me gev - şe

Choir 2

Stop re - duce self im - por - tance re - duce self im - por - tance re - lax  
Dur ken - di - ni ö - nem - se - me ken - di - ni ö - nem - se - me gev - şe

Choir 3

Stop re - duce self im - por - tance re - duce self im - por - tance re - lax  
Dur ken - di - ni ö - nem - se - me ken - di - ni ö - nem - se - me gev - şe

Piano

5

Choir 1

Stop take it - easy - take it - easy - re - lax  
Dur ra - hat ra - hat ol - ra - hat - ol - gev - şe

Choir 2

Stop take it - easy - take it - easy - re - lax  
Dur ra - hat ra - hat ol - ra - hat - ol - gev - şe

Choir 3

Stop take it - easy - take it - easy - re - lax  
Dur ra - hat ra - hat ol - ra - hat - ol - gev - şe

Pno.

9

Choir 1  
Don't - take - e - ve - ry - thing - se - rious

Choir 2  
Don't - take - e - ve - ry - thing - se - rious

Choir 3

Pno.

13

Choir 1  
Re - duce - self - im - por - tance -

Choir 2

Choir 3  
Re - duce - self - im - por - tance -

Pno.



17

Choir 1

Stop re - duce self im - por - tance re - duce self im - por - tance re - lax  
 Dur ken - di - ni ö - nem - se - me ken - di - ni ö - nem - se - me gev - şe

Choir 2

Stop re - duce self im - por - tance re - duce self im - por - tance re - lax  
 Dur ken - di - ni ö - nem - se - me ken - di - ni ö - nem - se - me gev - şe

Choir 3

Stop re - duce self im - por - tance re - duce self im - por - tance re - lax  
 Dur ken - di - ni ö - nem - se - me ken - di - ni ö - nem - se - me gev - şe

Pno.

21

Choir 1

Stop take it - easy - take it - easy - re - lax  
 Dur ra - hat ra - hat ol - ra - hat - ol - gev - şe

Choir 2

Choir 3

Pno.

# Where do you go

Nereye gidiyorsun

Ali Riza SARAL

Soprano solo  
Andante ♩ = 96

Solo Voice

Are - you go - ing Ho - me?  
E - ve mi - gi - di - yor - sun

Choir 1

Choir 2

Choir 3

Piano

5  $\text{♩} = 80$  Tutti choir  $\text{♩} = 96$  Solo1 (choir)

The musical score consists of five staves. The Solo part is in treble clef with a key signature of two sharps (F# and C#). It begins with a whole note chord (F#4, C#5) and a half note (F#4), followed by a melodic line: quarter notes (G4, A4, B4), eighth notes (A4, G4), quarter notes (F#4, E4), and a final quarter note (D4) with a fermata. The lyrics are: "Or - Are - you go - ing to - school - ?" and "Yok - sa O - ku - la mi - gi - di - yor - sun?".

Choir 1, 2, and 3 parts are in treble clef with the same key signature. They all begin with a whole note chord (F#4, C#5) and a half note (F#4). The lyrics are: "Or -" and "Yok - sa".

The Pno. part is in grand staff (treble and bass clefs) with the same key signature. The right hand plays chords: a whole note chord (F#4, C#5), a half note chord (F#4, C#5), and quarter notes (F#4, C#5), (F#4, C#5), (F#4, C#5). The left hand plays a whole note (F#3), a half note (F#3), and quarter notes (F#3), (F#3).

11  $\text{♩} = 80$  Tutti choir  $\text{♩} = 96$  Solo2 (choir)

Solo

Or - Are - you go - ing to a movie - ?  
Yok - sa ka - fe - ye mi - gi - di - yor - sun?

Choir 1

Or - Do you know - what - to choose  
Yok - sa Bi - li - yor - mu - sun

Choir 2

Or - - - - -  
Yok - sa

Choir 3

Or - - - - -  
Yok - sa

Pno.

17  $\text{♩} = 80$  Tutti choir  $\text{♩} = 96$  Solo3 (choir)

Solo  
 inthe future Will - you go - ab - road - ?  
 Gelecek - te Yurt - dı - şı - na - mı - gi - di - yor - sun?

Choir 1  
 inthe future  
 Gelecek - te

Choir 2  
 inthe future  
 Gelecek - te

Choir 3  
 inthe future  
 Gelecek - te

Pno.

23

$\text{♩} = 84$

Tutti choir

$\text{♩} = 100$

Solo4 (choir)

Solo

Musical staff for Solo voice in treble clef, key of D major. The melody consists of a half note G4, a quarter note A4, a quarter note B4, a quarter note A4-G4, a quarter note F#4, a quarter note E4, a quarter note D4, and a quarter rest.

inthe future Will - you stay - at - Home - ?  
 Yok - sa Bu - ra - da mi - ka - li - yor - sun?

Choir 1

Musical staff for Choir 1 in treble clef, key of D major. The melody consists of a half note G4, a quarter note A4, a quarter note B4, a quarter note A4-G4, a quarter note F#4, a quarter note E4, a quarter note D4, and a quarter note C#4.

inthe future Do you know - what - to choose  
 Yok - sa Bi - li - yor - mu - sun

Choir 2

Musical staff for Choir 2 in treble clef, key of D major. The staff contains a half note G4, a half note A4, and four whole rests.

inthe future  
 Yok - sa

Choir 3

Musical staff for Choir 3 in treble clef, key of D major. The staff contains a half note G4, a half note A4, and four whole rests.

inthe future  
 Yok - sa

Pno.

Piano accompaniment staff in grand staff, key of D major. The right hand features chords and arpeggios, while the left hand plays a simple bass line with quarter notes.

29

$\text{♩} = 88$

Tutti choir

$\text{♩} = 104$

Solo5 (choir)

Solo

Musical staff for Solo voice in treble clef, key of D major. The melody consists of a series of eighth and quarter notes with lyrics underneath.

Waita minute Will - you go - this - way?  
 Birdaki - ka Bu - yö - ne mi - gi - di - yor - sun?

Choir 1

Musical staff for Choir 1 in treble clef, key of D major. It contains a whole note followed by rests.

Waita minute  
 Birdaki - ka

Choir 2

Musical staff for Choir 2 in treble clef, key of D major. It contains a dotted half note followed by rests.

Waita minute  
 Birdaki - ka

Choir 3

Musical staff for Choir 3 in treble clef, key of D major. It contains a dotted half note followed by rests.

Waita minute  
 Birdaki - ka

Pno.

Piano accompaniment in grand staff (treble and bass clefs), key of D major. The right hand features chords and the left hand features a simple bass line.

35  $\text{♩} = 92$   
Tutti choir  $\text{♩} = 108$  Solo6 (choir)

Solo

Or - Will - you go the o - ther way?  
Yok - sa Baş - ka yö - ne mi - gi - di - yor - sun?

Choir 1

Or - Do you know - what - to choose  
Yok - sa Bi - li - yor - mu - sun

Choir 2

Or - - - - -  
Yok - sa

Choir 3

Or - - - - -  
Yok - sa

Pno.





♩ = 96

Soprano Solo


41

Solo




Are - you go - ing Ho - Or -  
E - ve mi - gi - di - yor - E - E -

Choir 1




*p* Do you know what to choose  
Bi - li - yor - mu - sun

Choir 2




*p* Do you know what to choose  
Bi - li - yor - mu - sun

Choir 3



*p* Do you know what to choose  
Bi - li - yor - mu - sun

Pno.



Piano accompaniment for the first system, showing chords in the right hand and single notes in the left hand.

Solo

Are - you - go - ing - to school -

Choir 1

Do you know where to go  
Ne - re - ye gidi - yor - sun

Choir 2

Do you know where to go  
Ne - re - ye gidi - yor - sun

Choir 3

Do you know where to go  
Ne - re - ye gidi - yor - sun

Pno.

Solo

*mp* Are - you go - ing Ho - Or -  
E - ve mi - gi - di - yor - E - E

Choir 1

*pp* Do you know what to choose  
Bi - li - yor - mu - sun

Choir 2

*pp* Do you know what to choose  
Bi - li - yor - mu - sun

Choir 3

*pp* Do you know what to choose  
Bi - li - yor - mu - sun

Pno.

The musical score for page 53 is arranged in five staves. The top staff is for a Soloist, followed by three staves for Choir 1, Choir 2, and Choir 3, and a grand staff for Piano (Pno.). The key signature is one sharp (F#) and the time signature is 4/4. The Soloist part begins with the lyrics "Are - you - go - ing - to school". The three choir parts have the lyrics "Do you know where to go" and "Ne - re - ye gidi - yor - sun". The piano accompaniment consists of chords in the right hand and a simple bass line in the left hand.

Solo  
Are - you - go - ing - to school

Choir 1  
Do you know where to go  
Ne - re - ye gidi - yor - sun

Choir 2  
Do you know where to go  
Ne - re - ye gidi - yor - sun

Choir 3  
Do you know where to go  
Ne - re - ye gidi - yor - sun

Pno.